



# STAT CART

**MSC24AM311-01HT1-ISO**

**MSC24BM311-01HT3-ISO**

**ISOLATION CART**



## PRODUCT DESCRIPTION

The EVERHUTCH Isolation STAT Cart is purpose-built to support infection prevention protocols while keeping essential supplies organized and accessible at the point of care. Featuring a bold yellow drawer front for easy visual identification, this cart is ideal for designated isolation rooms or high-risk zones. It includes five spacious drawers for categorized storage, a mounted glove box holder for PPE access, a side-mounted waste bin, and a sanitation wipe dispenser for quick access to cleaning supplies. Smooth direction-lock casters allow for effortless mobility throughout the facility, while durable, easy-to-clean surfaces meet strict clinical hygiene standards. Available in both standard and narrow widths, the Isolation STAT Cart offers a flexible footprint to suit various room sizes and workflows.

## ACCESSORIES

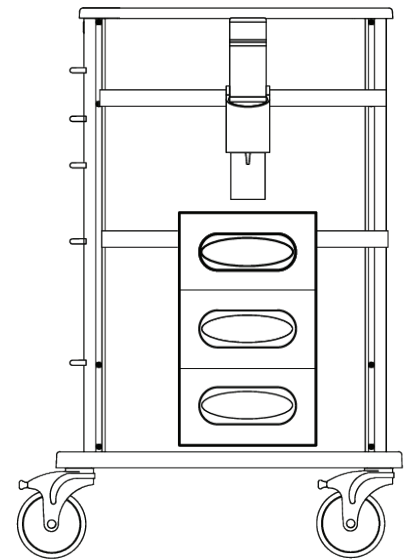
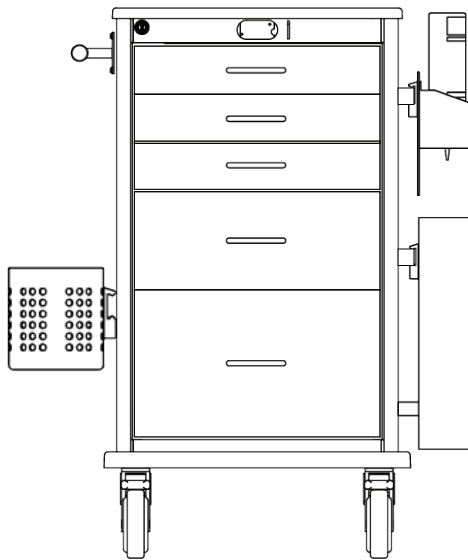
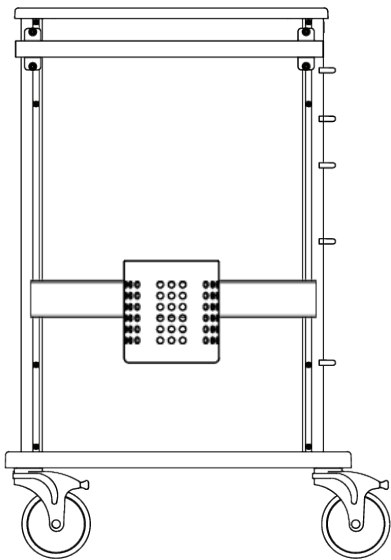
MSC622-IN	Triple Glove Box Installed
MSC628-IN	Waste Bin Kit Installed
MSC690-IN	Sani Wipe Mounting Kit, Installed



# STAT CART

MSC27AM221-01HT1-CAS

STANDARD 29"W



## SPECIFICATIONS

### Caster

- 5" Swivel Locking Casters:  
3 Total Lock & 1 Direction Lock
- 3.875" Caster Overall

### Material

- Shell 18-Gauge Steel
- Drawers 20-Gauge Steel

### Finish

- ABC Powder Coat

SAFETY YELLOW



### Drawer handles

- Brushed Stainless Steel

### Warranty

- Limited Life Time Warranty

## DRAWER CONFIGURATION

- (3) 3" Drawers
- (1) 6" Drawers
- (1) 9" Drawers

## LOCK OPTIONS - XX

-01 Key Lock



STATESVILLE, NC