



STAT CART

MSC27AM221-01HT1-CAS

CAST CART



PRODUCT DESCRIPTION

The EVERHUTCH Cast STAT Cart is designed to support orthopedic and casting procedures with a clean, efficient layout that keeps essential tools and supplies close at hand. Its sturdy five-drawer configuration offers ample storage for casting materials, bandages, splints, and prep tools. The cart features dual overhead shelves for quick visibility and access to commonly used items, while a mounted waste bin on the side supports a clean and organized workflow. Built on a compact, robust mobile steel frame with full-extension soft-close drawer slides with smooth direction-lock casters, this cart easily fits into tight treatment spaces and moves effortlessly across clinical environments. Finished in a neutral taupe, the Cast STAT Cart blends seamlessly into any healthcare setting, offering both utility and a polished appearance.

ACCESSORIES

| | |
|--------------|--------------------------------|
| 2x MSC667-IN | Standard ACCY Shelf Installed |
| MSC628-IN | Waste Bin Kit Installed |
| MSC665-IN | Rear Goal Posts Ext. Installed |

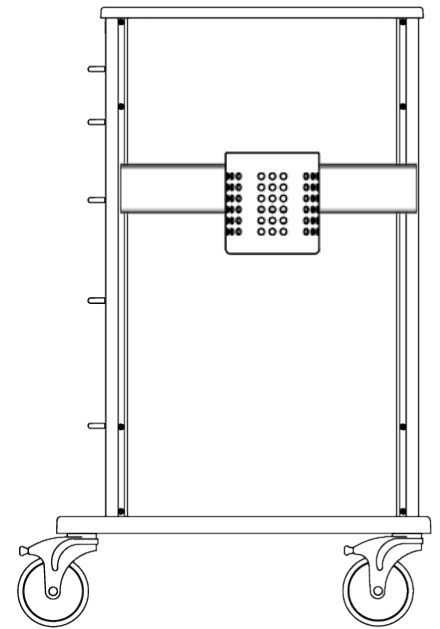
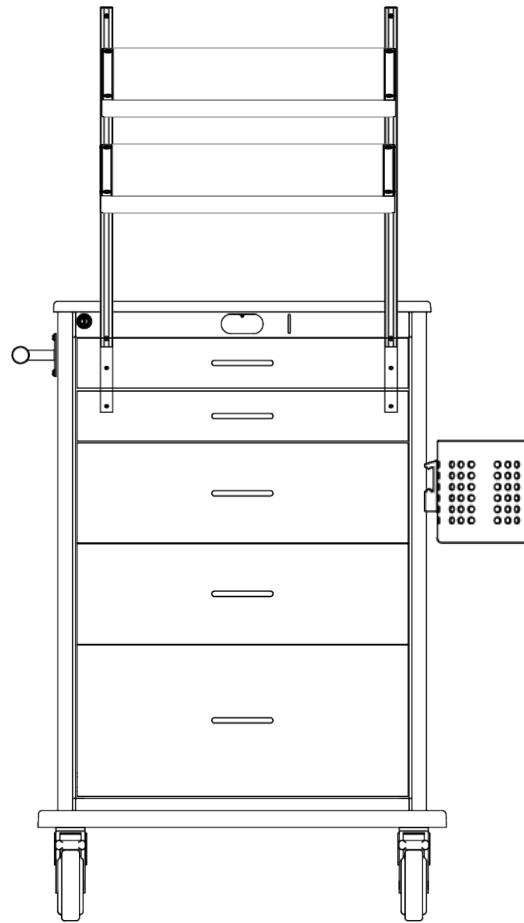
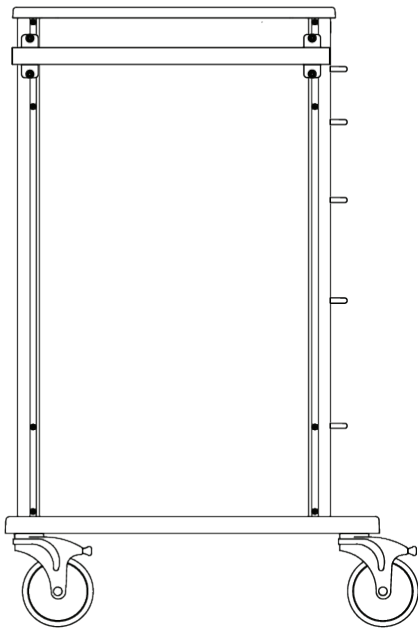


EVERHUTCH

STAT CART

MSC27AM221-01HT1-CAS

STANDARD 29"W



SPECIFICATIONS

Caster

- 5" Swivel Locking Casters:
3 Total Lock & 1 Direction Lock
- 3.875" Caster Overall

Material

- Shell 18-Gauge Steel
- Drawers 20-Gauge Steel

Finish

- ABC Powder Coat

TAUPE



Drawer handles

- Brushed Stainless Steel

Warranty

- Limited Life Time Warranty

DRAWER CONFIGURATION

- (2) 3" Drawers
- (2) 6" Drawers
- (1) 9" Drawers

LOCK OPTIONS - XX

-01 Key Lock



STATESVILLE, NC

KEWAUNEE®

EVERHUTCH

2700 W Front St, Statesville, NC 28677

Sales@**EVERHUTCH**.com