



# EVERHUTCH



## STORAGE

## WITH

## PURPOSE



HEALTHCARE DIVISION BY  
**KEWAUNEE**  
EST 1906.







**EVERHUTCH**



CORE  
CART

**PROCEDURE CABINET**

CORE  
BENCH

**PROCEDURE BACKTABLE**



STAT  
CART

**PROCEDURE CART**



NEST  
CART

**UTILITY CART**





# STAT CART

WIDTH  
HEIGHT  
COLOR  
DRAWER CONFIG  
TRAY CONFIG  
LOCK OPTIONS  
ACCESSORIES

## **YOUR CART**



This procedure cart was specifically designed for patients and caregivers in mind. Defining features promote infection control, adaptability and durability. STATCART standard sizes and options in drawers and trays were made to be compatible with existing procedure carts on the market today. This compatibility creates conformity and allows hospitals to easily upgrade their cart without the need to update protocols. STATCART is quickly adaptable to meet the demands of different departments with an efficient Equipment Management Rail System. With just a click you can configure your cart on this double-sided rail system. Due to the adaptability of its components, this system allows customers to find the optimal solution to answer specific clinical needs. Available with multiple lock options including a keyed lock, electronic keypad and electronic keypad with proximity card reader. The locking system can also be set up to offer dual credential unlocking. The cart is easily maneuvered around on plate-mounted swivel and locking casters. This high quality storage system is manufactured and sourced in the US and can withstand any demanding healthcare environment.



# STAT CART | WIDTH & HEIGHT

## STANDARD WIDTH 29"

**36"H**



**MSC21AM**

**40"H**



**MSC24AM**

**44"H**



**MSC27AM**

**47"H**



**MSC30AM**

## NARROW WIDTH 22.5"

**36"H**



**MSC21BM**

**40"H**



**MSC24BM**

**44"H**



**MSC27BM**

**47"H**



**MSC30BM**

## COLOR COMBINATIONS

Drawer faces can be colored separately from cart shell.



Other colors upon request\*

## ■ Powder Coat Finishes Additional colors on feature page





# STAT CART | DRAWER CONFIGURATIONS



Each cart height offers several drawer combinations comprised of these drawer heights:

- 3"
- 6"
- 9"

**\*EXAMPLE BELOW SHOWING 30"H STATCART DRAWER COMBINATIONS**



## PART NUMBER

**MSC 21 AM XXX-01 HTI**

Heights

Widths

Drawer  
Config

Lock  
Config

Tray  
Kits

**24 BM**  
**27**  
**30**

3" 6" 9"

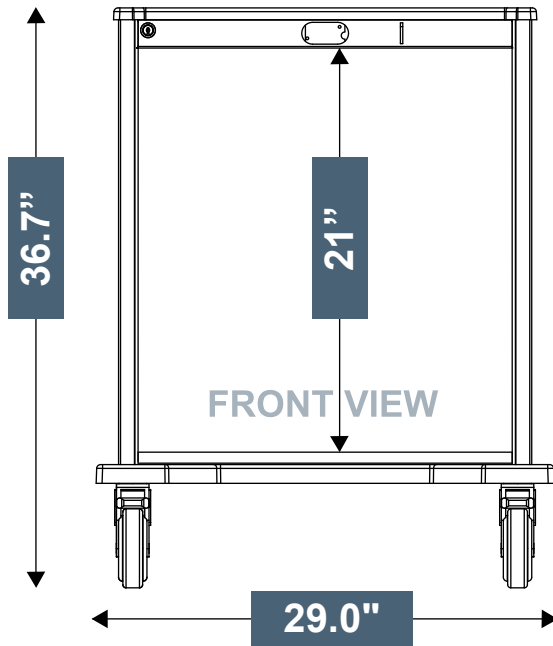
**05**  
**06**  
**07**  
**08**  
**09**  
**10**

**T2**  
**T3**

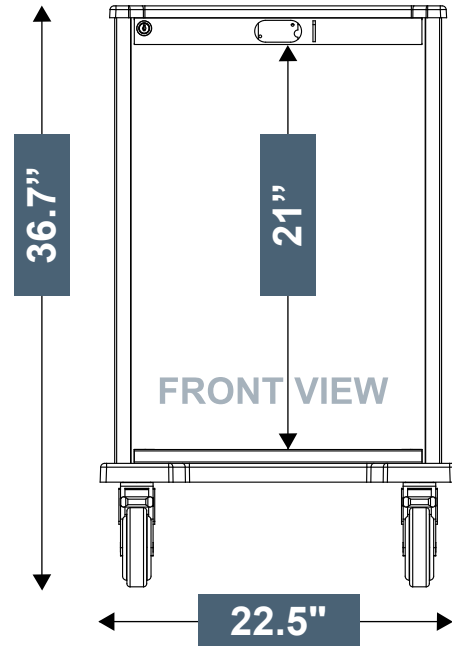
PN Example: MSC30AM321-01HT1



# STATCART | SPECIFICATION



**STANDARD  
MSCxxAM**



**NARROW  
MSCxxBM**

## SPECIFICATIONS

### Maneuvers Easily

- Heavy-duty construction
- 5" locking swivel casters
- 5" tracking caster

### Supports Thorough Cleaning

- Integrated seams
- Smooth exposed surfaces
- Chemical resistant powder coat
- Corner posts with less channels to clean
- Removable draws & trays
- Scratch resistant work surface with drip edge & smooth corners for easy cleaning

### Security

- Key lock
- Electronic keypad
- Prox card reader (High and Low frequency's)
- Self-closing drawers

### Adaptable To Your Workflow

- Configurable drawers of increments of 3" – 6" and 9"
- Full-extension, soft closing drawers
- Interchangeable components with Paladin Health-care Equipment Management Rail System
- 8 STATCART configurations available in 2 widths and four heights.

## SPECIFICATIONS

### Caster

- 5" Swivel Locking Casters:  
3 Total Lock & 1 Direction Lock
- 3.875" Caster Overall

### Material

- Shell 18-Gauge Steel
- Drawers 20-Gauge Steel

### Finish

- ABC Powder Coat

### Drawer handles

- Brushed Stainless Steel

### Warranty

- Limited Life Time Warranty



# STAT CART | LOCK OPTIONS

**CONFIGURE YOUR CART SECURITY WITH THESE LOCK OPTIONS**



**MANUAL LOCK -01**  
comes as standard



**ELECTRONIC LOCK -05**

- 250 user/supervisor codes
- Flush mounted membrane keypad with Battery pack.
- Standard RJ11 communications port for audit trail download
- Audit trail of last 1500 access attempts with date, time and user name
- Motor driven latching mechanism



**KEYLESS ELECTRONIC KEYPAD -06**  
**PROXIMITY CARD HID ACCESS**

**KEYLESS ELECTRONIC KEYPAD -07**  
**I-CLASS HID ACCESS HIGH FREQUENCY**

**BREAKAWAY -08**



**GANG LOCK -09**



**2 GANG LOCK -10**







# STAT CART

WIDTH  
HEIGHT  
COLOR  
DRAWER CONFIG  
TRAY CONFIG  
LOCK OPTIONS  
ACCESSORIES

**YOUR CART**



**2X WIDTHS  
4X HEIGHTS**



## DRAWER COMBINATIONS

comprised of these drawer heights:

- 3"
- 6"
- 9"



\*Example below showing 2 30"H STATCART drawers combinations.

## COLOR COMBINATIONS

Drawer faces can be colored separately from cart shell.

### ■ Powder Coat Finishes



## CONFIGURE YOUR CART



PRODUCT VIDEO  
**SCAN  
HERE**





# STAT CART

## EQUIPMENT MANAGEMENT

The EVERHUTCH equipment management system provides flexibility and the opportunity to configure any cart to work in any department. Accessories can be easily removed, added or relocated to another position on the cart to increase efficiency and ergonomics. These accessories can also be moved easily from existing wall equipment rail systems to the cart and back again. This system gives healthcare workers the flexibility needed for optimum patient care.

### FROM WALL TO CART





# STAT CART

# DRAWER CONFIGURATIONS



Each cart height offers several drawer combinations comprised of these drawer heights:

- 3"
- 6"
- 9"

**\*EXAMPLE BELOW SHOWING 30"H STATCART  
DRAWER COMBINATIONS**

**MSC30AM050**



**MSC30AM131**



**MSC30AM212**



**MSC30AM240**



**MSC30AM321**



**MSC30AM430**



**MSC30AM511**



**MSC30AM810**





# STAT CART | TRAY OPTIONS

## SINGLE TRAY OPTION - T1



**MSC500A3TRKT1**

3" D

**FULL SINGLE TRAY**



**MSC500A6TRKT1**

6" D

**FULL SINGLE TRAY**



**MSC500A9TRKT1**

8" D

**FULL SINGLE TRAY**

## SPLIT TRAY OPTION - T2



**MSC500A3TRKT2**

3" D

**SPLIT TRAY**



**MSC500A6TRKT2**

6" D

**SPLIT TRAY**

## SPLIT TRAY OPTION - T3



**MSC500B3TRKT3**

3" D

**NARROW TRAY**



**MSC500B6TRKT3**

FOR 6"/9" D

**NARROW TRAY**



# STAT CART | ACCESSORIES

## TILT BINS - GREY PLASTIC BOX WITH CLEAR PLASTIC BINS



**MSC643**  
9.25"H x 23.625"W x 6.25"D  
**3 Bin**



**MSC644**  
8.125"H x 23.625"W x 5.375"D  
**4 Bin**



**MSC645**  
6.5"H x 23.625"W x 4.25"D  
**5 Bin**

## BASKETS- POWDER COATED METAL



**MSC646**  
4.25"H x 10"W x 7"D  
**SMALL BASKET**



**MSC647**  
4"H x 18"W x 10"D  
**LARGE BASKET**



**MSC648**  
4.75"H x 5.375"D  
**UTENCIL CUP**

## HOOKS - & INTEGRATED MOUNTING PLATE



**MSC649**  
2.5"H x 1.5"W x 2"D  
**1 HOOK 2"**



**MSC650**  
2.5"H x 1.5"W x 4"D  
**1 HOOK 4"**



**MSC651**  
2.5"H x 12"W x 2"D  
**3 HOOK 2"**



**MSC652**  
2.5"H x 12"W x 4"D  
**3 HOOK 4"**



# STAT CART | ACCESSORIES

## GLOVE BOX HOLDER - POWDER COATED METAL



**MSC622**  
16.75H x 9.5"W x 4.5"D  
**TRIPLE VERTICAL**

**MSC625**  
9.5"H x 16.75"W x 4.5"D  
**TRIPLE HORIZONTAL**

## MEDICAL GAS



**MSC621**  
16"H x 5.5"W x 5.5"D  
**WIRE METAL  
OXYGEN HOLDER**



**MSC635**  
10.125"H x 20.9"W x 8.5"D  
**SUCTION PUMP SHELF KIT**  
(PUMP NOT INCLUDED)



# STAT CART | ACCESSORIES

## MONITOR MOUNTING AND CABLE MANAGEMENT



**MSC634**  
6"H x 4"W x 8.5"D  
**GCX STYLE SWING ARM**  
(GCX NOT INCLUDED)



**MSC637**  
27"H x 4"W x 21.5"D  
**MOUNTING ARM ONLY**  
(MONITOR NOT INCLUDED)

**MSC671**  
27"H x 11"W x 32"D  
**ARM & LAPTOP  
HOLDER**



**MSC654**  
7.75"H x 1.5"W x 1.5"D  
**CORD CLEAT**



**MSC672**  
3.5"H x 1.5"W x 0.75"D  
**CORD BUNDLER**

## WASTE MANAGEMENT



**MSC628**  
3"H x 21"W x 1"D  
**12QT WASTE BIN  
RAIL MOUNT KIT**  
(TRASH CAN INCLUDED)



**MSC627**  
5"H x 5"W x 1"D  
**LOCKING MOUNT FOR  
DANIELS SHARPS BOX**  
(SHARPS BOX NOT INCLUDED)



**MSC627**  
5"H x 5"W x 1"D  
**NON-LOCKING MOUNT FOR  
UNIVERSAL SHARPS BOX**  
(SHARPS BOX NOT INCLUDED)

KENDALL  
COVIDIEN  
BEMIS SHARPS



# STAT CART

## ACCESSORIES

### SHELVES - FIXED AND FOLDING



#### MSC632

18"H x 5"W x 10"D

#### **FLIP-UP SURFACE 15" SIDE MOUNTED**

Scratch resistant food grade high density polyethylene.  
Indented spill lip. Up to 100lb load capacity.



#### MSC633

13"H x 20"W x 16"D

#### **FLIP-UP SURFACE 20" REAR MOUNTED**

Scratch resistant food grade high density polyethylene.  
Indented spill lip. Up to 100lb load capacity.



#### MSC630

3"H x 11"W x 9.5"D

#### **10" FIXED WRITING SURFACE WITH LIP EDGES**



#### MSC631

3"H x 11"W x 14"D

#### **14" FIXED WRITING SURFACE WITH LIP EDGES**



#### MSC667

5.125"H x 23.7"W x 8.5"D

#### **STANDARD WIDTH ACCESSORIES SHELF**



#### MSC668

5.125"H x 18.2"W x 8.5"D

#### **NARROW WIDTH ACCESSORIES SHELF**



MSC687 Suture Shelf, **Standard 24"L**

MSC688 Suture Shelf, **Slim 18"L**

MSC689 Suture Shelf, **Side Mounted, 20"L**



# STAT CART | ACCESSORIES

## RAILS



**MSC657**

21.5"

**UNIVERSAL SIDE RAIL**



**MSC658**

23.5"

**STANDARD WIDTH  
REAR RAIL**



**MSC659**

18"


**NARROW WIDTH  
REAR RAIL**



**MSC619**

23"H x 18"W x 1"D


**CPR BOARD & BRACKET**



**MSC655**

23.5"W

**REAR ACCESSORY RAIL KIT  
STANDARD WIDTH**



**MSC656**

18"W

**REAR ACCESSORY RAIL KIT  
NARROW WIDTH**



**MSC670**

19"H x 9.125"W x 4.7"D

**Catheter Storage Box**



**MSC664**

24"H

**STANDARD HEIGHT**



**MSC665**

38"H

**EXTENDED HEIGHT**



# STAT CART | ACCESSORIES

## INFUSION MANAGEMENT



**MSC620**  
ADJ"H x 12" pole x 2"D  
**IV POLE**



**MSC624**  
1"D x 4"H ON 5' AMF POST  
**C-CLAMP POLE MOUNT**



STATESVILLE, NC



[WWW.EVERHUTCH.COM](http://WWW.EVERHUTCH.COM)



# STAT CART | ACCESSORIES

## MISCELLANEOUS ACCESSORIES



**MSC636**  
7.75"H x 9.625"W x 3.75"D  
**CHART HOLDER**



**MSC653**  
9"H x 2.5"W x 1.75"D  
**4 OUTLET  
POWER STRIP**



**MSC691**  
19"H x 14.7"W x 14.7"D  
**DEFIBRILLATOR  
SHELF**




**MSC606**  
.75"H x 26.8"W x 23"D  
**STANDARD TOP**



**MSC607**  
3.2"H x 12.5"W x 5"D  
**16 Tape Dispenser**



**MSC607**  
**CaviWipes Bracket**



**MSC636**  
7"H x 2.5"W x 1"D  
**FOAM DISPENSER  
& BRACKET**



**MSC663**  
2.5"H x 1.5"W x .75"D  
**RAIL BRACKET**



**MSC618**  
3"H x 22.25"W x 3"D  
**SIDE HANDLE**




# CORE CART

The cell storage system was specifically designed for use in the healthcare industry. This high-quality logistic system is ISO 3394 standardized and can be used in all departments of the hospital. Because of the adaptability of its components, this system allows customers to find the optimal solution that answers to their specific needs while saving up to 30% of space in comparison to more traditional shelving systems.

Available with multiple lock options, including keyed lock, electronic keypad, and electronic keypad with proximity card reader (two frequencies).

The cart is on four swivel locking casters for ease of movement and designed in a powder coated steel for efficient cleaning, and includes two side handles for easy maneuverability.

- Available heights 76"
- Key lock options
- Tempered glass doors





# CORE CART

PRODUCT VIDEO  
**SCAN  
HERE**



## PART NUMBER

**MCT** **-** **G2N**  
Bay Divider Lock option Package option

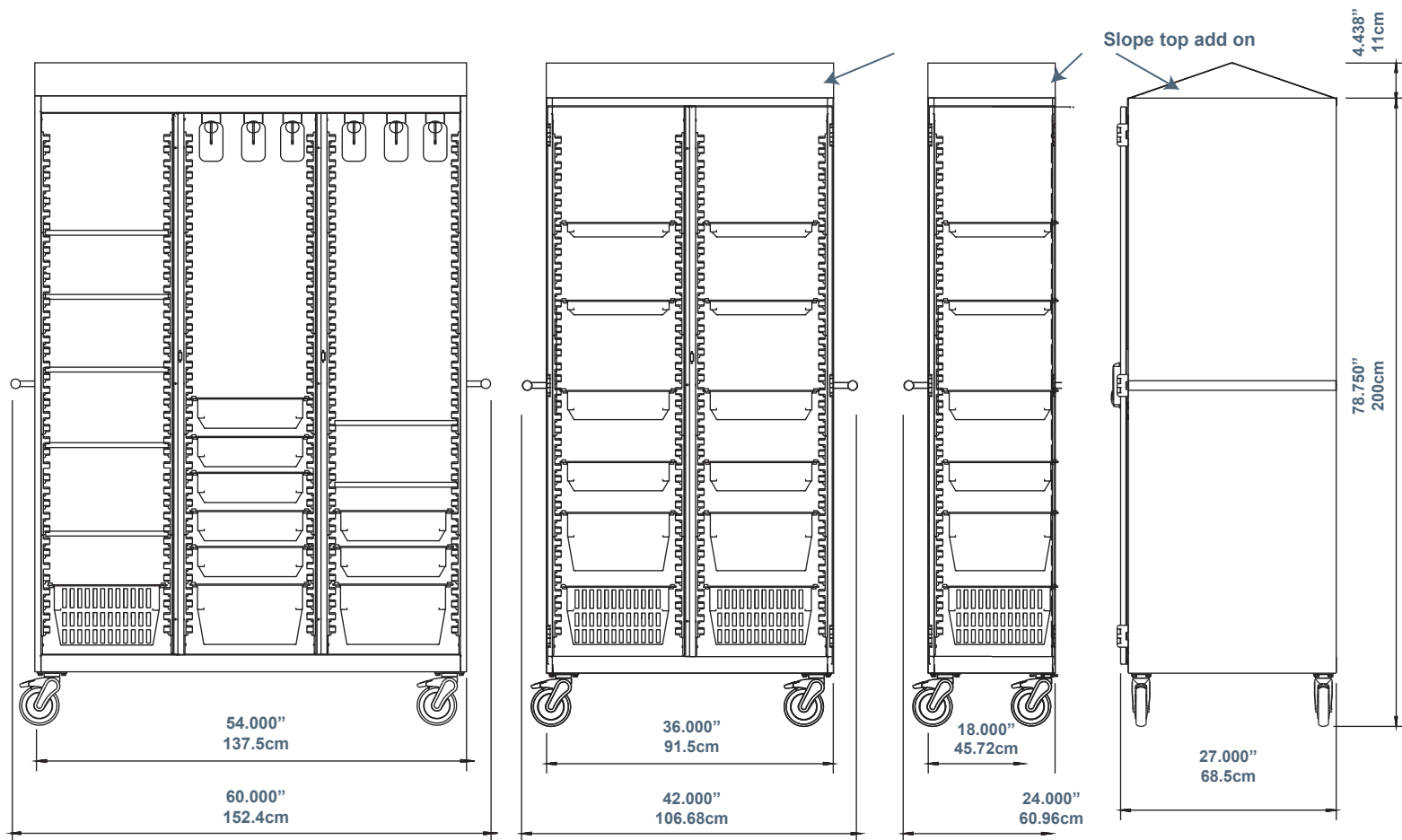
PN Example: MCT302-XX-G3C

- Height: 78.75" x Depth: 27"
- Caster Wheel 5"
- Conforms to UL 60601
- Shell 18 Gauge steel double sided construction



# CORE | SPECIFICATION

## CART



### KEY BENEFITS

#### Maneuvers easily

- Customized solutions for Cath labs, IR labs, OR, Endo/ bronch and General Storage.
- Robust design
- Conforms to UL 60601
- 5" Locking swivel casters

#### Customizable

- 21 Accessory packages available
- 29 Individual accessories available

#### Adaptable to your workflow

- Adaptable as needs change with various accessory packages
- Interchangeable components with EVERHUTCH solutions
- Accommodates variety of medical equipment
- Configure your own custom CORE Cart

### SPECIFICATIONS

- Height: 78.75"x Width: 36" x Depth: 27"
- Weight: 275 LB (2 Bay)
- Caster Wheel 5"

#### Certifications

- Conforms to UL 60601

#### Finish

- Snow White Powder Coat

#### Door Handles

- Brushed Stainless Steel

#### Side Handles

- Brushed Aluminum

#### Warranty

Refer to **EVERHUTCH.com** for complete warranty information.



# CORE CART PROCEDURE CART



**3BAY**

**2BAY**



**1BAY**





# CORE | MAXIMIZE STORAGE CART



## CHOOSE YOUR HANDLE OPTIONS



**WITH HANDLES 42"**

$42'' \times 5 = 210''$



**NO HANDLES 38"**

$38'' \times 5 = 190''$

**20" SPACE SAVING**  
5 x 2bay CORE CARTS







# 3 BAY

MCT300-xx-xxxxx



MCT301-xx-xxxxx



MCT302-xx-xxxxx



MCT301-xx-xxC3A



| PART #    | QTY | DESCRIPTION                              |
|-----------|-----|--|
| MCT601-KT | 2   | Tray 2" Light Gray - Loaded w/Dividers   |
| MCT602-KT | 2   | Tray 4" Light Gray - Loaded w/Dividers   |
| MCT603-KT | 1   | Tray 8" Light Gray - Loaded w/Dividers   |
| MCT604-KT | -   | Basket 4" Light Gray - Loaded w/Dividers |
| MCT605-KT | 1   | Basket 8" Light Gray - Loaded w/Dividers |
| MCT617    | 7   | Upper Cath Manager                       |
| MCT618    | 1   | 18" Metal Shelf                          |
| MCT619    | -   | 36" Metal Shelf                          |
| MCT615    | 6   | Plastic Label Holder                     |
| MCT616    | 6   | Label Card                               |

MCT302-xx-xxC3A



MCT301-xx-xxC3B



| PART #    | QTY | DESCRIPTION                              |
|-----------|-----|--|
| MCT601-KT | -   | Tray 2" Light Gray - Loaded w/Dividers   |
| MCT602-KT | -   | Tray 4" Light Gray - Loaded w/Dividers   |
| MCT603-KT | -   | Tray 8" Light Gray - Loaded w/Dividers   |
| MCT604-KT | -   | Basket 4" Light Gray - Loaded w/Dividers |
| MCT605-KT | -   | Basket 8" Light Gray - Loaded w/Dividers |
| MCT617    | 7   | Upper Cath Manager                       |
| MCT618    | 4   | 18" Metal Shelf                          |
| MCT619    | -   | 36" Metal Shelf                          |
| MCT615    | -   | Plastic Label Holder                     |
| MCT616    | -   | Label Card                               |

MCT302-xx-xxC3B



MCT301-xx-xxC3C



| PART #    | QTY | DESCRIPTION                              |
|-----------|-----|--|
| MCT601-KT | 1   | Tray 2" Light Gray - Loaded w/Dividers   |
| MCT602-KT | 2   | Tray 4" Light Gray - Loaded w/Dividers   |
| MCT603-KT | -   | Tray 8" Light Gray - Loaded w/Dividers   |
| MCT604-KT | -   | Basket 4" Light Gray - Loaded w/Dividers |
| MCT605-KT | 1   | Basket 8" Light Gray - Loaded w/Dividers |
| MCT617    | 7   | Upper Cath Manager                       |
| MCT618    | 2   | 18" Metal Shelf                          |
| MCT619    | -   | 36" Metal Shelf                          |
| MCT615    | 4   | Plastic Label Holder                     |
| MCT616    | 4   | Label Card                               |

MCT302-xx-xxC3C







| PART #    | QTY | DESCRIPTION                              |
|-----------|-----|--|
| MCT601-KT | -   | Tray 2" Light Gray - Loaded w/Dividers   |
| MCT602-KT | -   | Tray 4" Light Gray - Loaded w/Dividers   |
| MCT603-KT | -   | Tray 8" Light Gray - Loaded w/Dividers   |
| MCT604-KT | -   | Basket 4" Light Gray - Loaded w/Dividers |
| MCT605-KT | -   | Basket 8" Light Gray - Loaded w/Dividers |
| MCT617    | 9   | Upper Cath Manager                       |
| MCT618    | -   | 18" Metal Shelf                          |
| MCT619    | -   | 36" Metal Shelf                          |
| MCT615    | -   | Plastic Label Holder                     |
| MCT616    | -   | Label Card                               |



| PART #    | QTY | DESCRIPTION                              |
|-----------|-----|--|
| MCT601-KT | 1   | Tray 2" Light Gray - Loaded w/Dividers   |
| MCT602-KT | 5   | Tray 4" Light Gray - Loaded w/Dividers   |
| MCT603-KT | 4   | Tray 8" Light Gray - Loaded w/Dividers   |
| MCT604-KT | -   | Basket 4" Light Gray - Loaded w/Dividers |
| MCT605-KT | -   | Basket 8" Light Gray - Loaded w/Dividers |
| MCT617    | 6   | Upper Cath Manager                       |
| MCT618    | 1   | 18" Metal Shelf                          |
| MCT619    | -   | 36" Metal Shelf                          |
| MCT615    | 10  | Plastic Label Holder                     |
| MCT616    | 10  | Label Card                               |



| PART #    | QTY | DESCRIPTION                              |
|-----------|-----|--|
| MCT601-KT | -   | Tray 2" Light Gray - Loaded w/Dividers   |
| MCT602-KT | 7   | Tray 4" Light Gray - Loaded w/Dividers   |
| MCT603-KT | 2   | Tray 8" Light Gray - Loaded w/Dividers   |
| MCT604-KT | -   | Basket 4" Light Gray - Loaded w/Dividers |
| MCT605-KT | 1   | Basket 8" Light Gray - Loaded w/Dividers |
| MCT617    | 6   | Upper Cath Manager                       |
| MCT618    | 7   | 18" Metal Shelf                          |
| MCT619    | -   | 36" Metal Shelf                          |
| MCT615    | 10  | Plastic Label Holder                     |
| MCT616    | 10  | Label Card                               |



| PART #    | QTY | DESCRIPTION                              |
|-----------|-----|--|
| MCT601-KT | 3   | Tray 2" Light Gray - Loaded w/Dividers   |
| MCT602-KT | 4   | Tray 4" Light Gray - Loaded w/Dividers   |
| MCT603-KT | 3   | Tray 8" Light Gray - Loaded w/Dividers   |
| MCT604-KT | 2   | Basket 4" Light Gray - Loaded w/Dividers |
| MCT605-KT | 3   | Basket 8" Light Gray - Loaded w/Dividers |
| MCT617    | -   | Upper Cath Manager                       |
| MCT618    | 4   | 18" Metal Shelf                          |
| MCT619    | -   | 36" Metal Shelf                          |
| MCT615    | 15  | Plastic Label Holder                     |
| MCT616    | 15  | Label Card                               |



| PART #    | QTY | DESCRIPTION                              |
|-----------|-----|--|
| MCT601-KT | 1   | Tray 2" Light Gray - Loaded w/Dividers   |
| MCT602-KT | 3   | Tray 4" Light Gray - Loaded w/Dividers   |
| MCT603-KT | -   | Tray 8" Light Gray - Loaded w/Dividers   |
| MCT604-KT | 3   | Basket 4" Light Gray - Loaded w/Dividers |
| MCT605-KT | -   | Basket 8" Light Gray - Loaded w/Dividers |
| MCT617    | -   | Upper Cath Manager                       |
| MCT618    | 6   | 18" Metal Shelf                          |
| MCT619    | -   | 36" Metal Shelf                          |
| MCT615    | 7   | Plastic Label Holder                     |
| MCT616    | 7   | Label Card                               |



| PART #    | QTY | DESCRIPTION                              |
|-----------|-----|--|
| MCT601-KT | 1   | Tray 2" Light Gray - Loaded w/Dividers   |
| MCT602-KT | 3   | Tray 4" Light Gray - Loaded w/Dividers   |
| MCT603-KT | 1   | Tray 8" Light Gray - Loaded w/Dividers   |
| MCT604-KT | -   | Basket 4" Light Gray - Loaded w/Dividers |
| MCT605-KT | 1   | Basket 8" Light Gray - Loaded w/Dividers |
| MCT617    | -   | Upper Cath Manager                       |
| MCT618    | 1   | 18" Metal Shelf                          |
| MCT619    | 5   | 36" Metal Shelf                          |
| MCT615    | 6   | Plastic Label Holder                     |
| MCT616    | 6   | Label Card                               |







| PART #    | QTY | DESCRIPTION                              |
|-----------|-----|--|
| MCT601-KT | 2   | Tray 2" Light Gray - Loaded w/Dividers   |
| MCT602-KT | 4   | Tray 4" Light Gray - Loaded w/Dividers   |
| MCT603-KT | 1   | Tray 8" Light Gray - Loaded w/Dividers   |
| MCT604-KT | -   | Basket 4" Light Gray - Loaded w/Dividers |
| MCT605-KT | -   | Basket 8" Light Gray - Loaded w/Dividers |
| MCT617    | -   | Upper Cath Manager                       |
| MCT618    | 1   | 18" Metal Shelf                          |
| MCT619    | -   | 36" Metal Shelf                          |
| MCT615    | 7   | Plastic Label Holder                     |
| MCT616    | 7   | Label Card                               |



| PART #    | QTY | DESCRIPTION                              |
|-----------|-----|--|
| MCT601-KT | 6   | Tray 2" Light Gray - Loaded w/Dividers   |
| MCT602-KT | -   | Tray 4" Light Gray - Loaded w/Dividers   |
| MCT603-KT | -   | Tray 8" Light Gray - Loaded w/Dividers   |
| MCT604-KT | 12  | Basket 4" Light Gray - Loaded w/Dividers |
| MCT605-KT | 6   | Basket 8" Light Gray - Loaded w/Dividers |
| MCT617    | -   | Upper Cath Manager                       |
| MCT618    | 3   | 18" Metal Shelf                          |
| MCT619    | -   | 36" Metal Shelf                          |
| MCT615    | 30  | Plastic Label Holder                     |
| MCT616    | 30  | Label Card                               |



| PART #    | QTY | DESCRIPTION                              |
|-----------|-----|--|
| MCT601-KT | 6   | Tray 2" Light Gray - Loaded w/Dividers   |
| MCT602-KT | 15  | Tray 4" Light Gray - Loaded w/Dividers   |
| MCT603-KT | 6   | Tray 8" Light Gray - Loaded w/Dividers   |
| MCT604-KT | -   | Basket 4" Light Gray - Loaded w/Dividers |
| MCT605-KT | -   | Basket 8" Light Gray - Loaded w/Dividers |
| MCT617    | -   | Upper Cath Manager                       |
| MCT618    | 3   | 18" Metal Shelf                          |
| MCT619    | -   | 36" Metal Shelf                          |
| MCT615    | 27  | Plastic Label Holder                     |
| MCT616    | 27  | Label Card                               |



| PART #    | QTY | DESCRIPTION                              |
|-----------|-----|--|
| MCT601-KT | 2   | Tray 2" Light Gray - Loaded w/Dividers   |
| MCT602-KT | 8   | Tray 4" Light Gray - Loaded w/Dividers   |
| MCT603-KT | 4   | Tray 8" Light Gray - Loaded w/Dividers   |
| MCT604-KT | -   | Basket 4" Light Gray - Loaded w/Dividers |
| MCT605-KT | -   | Basket 8" Light Gray - Loaded w/Dividers |
| MCT617    | -   | Upper Cath Manager                       |
| MCT618    | 8   | 18" Metal Shelf                          |
| MCT619    | -   | 36" Metal Shelf                          |
| MCT615    | 14  | Plastic Label Holder                     |
| MCT616    | 14  | Label Card                               |



| PART #    | QTY | DESCRIPTION                              |
|-----------|-----|--|
| MCT601-KT | -   | Tray 2" Light Gray - Loaded w/Dividers   |
| MCT602-KT | -   | Tray 4" Light Gray - Loaded w/Dividers   |
| MCT603-KT | -   | Tray 8" Light Gray - Loaded w/Dividers   |
| MCT604-KT | -   | Basket 4" Light Gray - Loaded w/Dividers |
| MCT605-KT | -   | Basket 8" Light Gray - Loaded w/Dividers |
| MCT617    | -   | Upper Cath Manager                       |
| MCT618    | 15  | 18" Metal Shelf                          |
| MCT619    | -   | 36" Metal Shelf                          |
| MCT615    | -   | Plastic Label Holder                     |
| MCT616    | -   | Label Card                               |





| PART #    | QTY | DESCRIPTION                              |
|-----------|-----|--|
| MCT601-KT | -   | Tray 2" Light Gray - Loaded w/Dividers   |
| MCT602-KT | -   | Tray 4" Light Gray - Loaded w/Dividers   |
| MCT603-KT | -   | Tray 8" Light Gray - Loaded w/Dividers   |
| MCT604-KT | -   | Basket 4" Light Gray - Loaded w/Dividers |
| MCT605-KT | -   | Basket 8" Light Gray - Loaded w/Dividers |
| MCT617    | -   | Upper Cath Manager                       |
| MCT618    | 5   | 18" Metal Shelf                          |
| MCT619    | 5   | 36" Metal Shelf                          |
| MCT615    | -   | Plastic Label Holder                     |
| MCT616    | -   | Label Card                               |






# 2 BAY



| PART #    | QTY | DESCRIPTION                              |
|-----------|-----|--|
| MCT601-KT | 4   | Tray 2" Light Gray - Loaded w/Dividers   |
| MCT602-KT | 4   | Tray 4" Light Gray - Loaded w/Dividers   |
| MCT603-KT | 2   | Tray 8" Light Gray - Loaded w/Dividers   |
| MCT604-KT | -   | Basket 4" Light Gray - Loaded w/Dividers |
| MCT605-KT | 2   | Basket 8" Light Gray - Loaded w/Dividers |
| MCT617    | -   | Upper Cath Manager                       |
| MCT618    | -   | 18" Metal Shelf                          |
| MCT619    | -   | 36" Metal Shelf                          |
| MCT615    | 12  | Plastic Label Holder                     |
| MCT616    | 12  | Label Card                               |



| PART #    | QTY | DESCRIPTION                              |
|-----------|-----|--|
| MCT601-KT | 3   | Tray 2" Light Gray - Loaded w/Dividers   |
| MCT602-KT | 3   | Tray 4" Light Gray - Loaded w/Dividers   |
| MCT603-KT | -   | Tray 8" Light Gray - Loaded w/Dividers   |
| MCT604-KT | 2   | Basket 4" Light Gray - Loaded w/Dividers |
| MCT605-KT | 2   | Basket 8" Light Gray - Loaded w/Dividers |
| MCT617    | -   | Upper Cath Manager                       |
| MCT618    | 3   | 18" Metal Shelf                          |
| MCT619    | -   | 36" Metal Shelf                          |
| MCT615    | 10  | Plastic Label Holder                     |
| MCT616    | 10  | Label Card                               |



| PART #    | QTY | DESCRIPTION                              |
|-----------|-----|--|
| MCT601-KT | 3   | Tray 2" Light Gray - Loaded w/Dividers   |
| MCT602-KT | 4   | Tray 4" Light Gray - Loaded w/Dividers   |
| MCT603-KT | -   | Tray 8" Light Gray - Loaded w/Dividers   |
| MCT604-KT | 1   | Basket 4" Light Gray - Loaded w/Dividers |
| MCT605-KT | 1   | Basket 8" Light Gray - Loaded w/Dividers |
| MCT617    | -   | Upper Cath Manager                       |
| MCT618    | 2   | 18" Metal Shelf                          |
| MCT619    | -   | 36" Metal Shelf                          |
| MCT615    | 9   | Plastic Label Holder                     |
| MCT616    | 9   | Label Card                               |



| PART #    | QTY | DESCRIPTION                              |
|-----------|-----|--|
| MCT601-KT | 4   | Tray 2" Light Gray - Loaded w/Dividers   |
| MCT602-KT | 4   | Tray 4" Light Gray - Loaded w/Dividers   |
| MCT603-KT | -   | Tray 8" Light Gray - Loaded w/Dividers   |
| MCT604-KT | 2   | Basket 4" Light Gray - Loaded w/Dividers |
| MCT605-KT | 2   | Basket 8" Light Gray - Loaded w/Dividers |
| MCT617    | -   | Upper Cath Manager                       |
| MCT618    | 2   | 18" Metal Shelf                          |
| MCT619    | -   | 36" Metal Shelf                          |
| MCT615    | 12  | Plastic Label Holder                     |
| MCT616    | 12  | Label Card                               |



| PART #    | QTY | DESCRIPTION                              |
|-----------|-----|--|
| MCT601-KT | 2   | Tray 2" Light Gray - Loaded w/Dividers   |
| MCT602-KT | 4   | Tray 4" Light Gray - Loaded w/Dividers   |
| MCT603-KT | 2   | Tray 8" Light Gray - Loaded w/Dividers   |
| MCT604-KT | 4   | Basket 4" Light Gray - Loaded w/Dividers |
| MCT605-KT | 2   | Basket 8" Light Gray - Loaded w/Dividers |
| MCT617    | -   | Upper Cath Manager                       |
| MCT618    | 8   | 18" Metal Shelf                          |
| MCT619    | -   | 36" Metal Shelf                          |
| MCT615    | 14  | Plastic Label Holder                     |
| MCT616    | 14  | Label Card                               |



| PART #    | QTY | DESCRIPTION                              |
|-----------|-----|--|
| MCT601-KT | 4   | Tray 2" Light Gray - Loaded w/Dividers   |
| MCT602-KT | 6   | Tray 4" Light Gray - Loaded w/Dividers   |
| MCT603-KT | -   | Tray 8" Light Gray - Loaded w/Dividers   |
| MCT604-KT | 1   | Basket 4" Light Gray - Loaded w/Dividers |
| MCT605-KT | 1   | Basket 8" Light Gray - Loaded w/Dividers |
| MCT617    | 6   | Upper Cath Manager                       |
| MCT618    | 4   | 18" Metal Shelf                          |
| MCT619    | -   | 36" Metal Shelf                          |
| MCT615    | 12  | Plastic Label Holder                     |
| MCT616    | 12  | Label Card                               |





| PART #    | QTY | DESCRIPTION                              |
|-----------|-----|--|
| MCT601-KT | -   | Tray 2" Light Gray - Loaded w/Dividers   |
| MCT602-KT | -   | Tray 4" Light Gray - Loaded w/Dividers   |
| MCT603-KT | -   | Tray 8" Light Gray - Loaded w/Dividers   |
| MCT604-KT | 4   | Basket 4" Light Gray - Loaded w/Dividers |
| MCT605-KT | 6   | Basket 8" Light Gray - Loaded w/Dividers |
| MCT617    | -   | Upper Cath Manager                       |
| MCT618    | 6   | 18" Metal Shelf                          |
| MCT619    | -   | 36" Metal Shelf                          |
| MCT615    | 10  | Plastic Label Holder                     |
| MCT616    | 10  | Label Card                               |



| PART #    | QTY | DESCRIPTION                              |
|-----------|-----|--|
| MC1601-KT | 4   | Tray 2" Light Gray - Loaded w/Dividers   |
| MC1602-KT | 6   | Tray 4" Light Gray - Loaded w/Dividers   |
| MC1603-KT | 4   | Tray 8" Light Gray - Loaded w/Dividers   |
| MC1604-KT | 2   | Basket 4" Light Gray - Loaded w/Dividers |
| MC1605-KT | 2   | Basket 8" Light Gray - Loaded w/Dividers |
| MC1617    |     | Upper Cath Manager                       |
| MC1618    | 2   | 18" Metal Shelf                          |
| MC1619    |     | 36" Metal Shelf                          |
| MC1615    |     | Plastic Label Holder                     |
| MC1616    | 14  | Label Card                               |



| PART #    | QTY | DESCRIPTION                              |
|-----------|-----|--|
| MCT601-KT | 4   | Tray 2" Light Gray - Loaded w/Dividers   |
| MCT602-KT | 12  | Tray 4" Light Gray - Loaded w/Dividers   |
| MCT603-KT | 2   | Tray 8" Light Gray - Loaded w/Dividers   |
| MCT604-KT | -   | Basket 4" Light Gray - Loaded w/Dividers |
| MCT605-KT | -   | Basket 8" Light Gray - Loaded w/Dividers |
| MCT617    | -   | Upper Cath Manager                       |
| MCT618    | 2   | 18" Metal Shelf                          |
| MCT619    | -   | 36" Metal Shelf                          |
| MCT615    | 18  | Plastic Label Holder                     |
| MCT616    | 18  | Label Card                               |



| PART #    | QTY | DESCRIPTION                              |
|-----------|-----|--|
| MCT601-KT | 6   | Tray 2" Light Gray - Loaded w/Dividers   |
| MCT602-KT | 8   | Tray 4" Light Gray - Loaded w/Dividers   |
| MCT603-KT | 2   | Tray 8" Light Gray - Loaded w/Dividers   |
| MCT604-KT | -   | Basket 4" Light Gray - Loaded w/Dividers |
| MCT605-KT | -   | Basket 8" Light Gray - Loaded w/Dividers |
| MCT617    | -   | Upper Cath Manager                       |
| MCT618    | 6   | 18" Metal Shelf                          |
| MCT619    | -   | 36" Metal Shelf                          |
| MCT615    | 16  | Plastic Label Holder                     |
| MCT616    | 16  | Label Card                               |




| PART #    | QTY | DESCRIPTION                              |
|-----------|-----|--|
| MCT601-KT | 2   | Tray 2" Light Gray - Loaded w/Dividers   |
| MCT602-KT | 3   | Tray 4" Light Gray - Loaded w/Dividers   |
| MCT603-KT | 1   | Tray 8" Light Gray - Loaded w/Dividers   |
| MCT604-KT | 2   | Basket 4" Light Gray - Loaded w/Dividers |
| MCT605-KT | 2   | Basket 8" Light Gray - Loaded w/Dividers |
| MCT617    | -   | Upper Cath Manager                       |
| MCT618    | 4   | 16" Metal Shelf                          |
| MCT619    | -   | 36" Metal Shelf                          |
| MCT615    | 10  | Plastic Label Holder                     |
| MCT616    | 10  | Label Card                               |



| PART #    | QTY | DESCRIPTION                              |
|-----------|-----|--|
| MCTB01-KT | 2   | Tray 2" Light Gray - Loaded w/Dividers   |
| MCTB02-KT | 8   | Tray 4" Light Gray - Loaded w/Dividers   |
| MCTB03-KT | 2   | Tray 8" Light Gray - Loaded w/Dividers   |
| MCTB04-KT | -   | Basket 4" Light Gray - Loaded w/Dividers |
| MCTB05-KT | -   | Basket 8" Light Gray - Loaded w/Dividers |
| MCTB17    | -   | Upper Cath Manager                       |
| MCTB18    | 2   | 18" Metal Shelf                          |
| MCTB19    | -   | 36" Metal Shelf                          |
| MCTB15    | 12  | Plastic Label Holder                     |
| MCTB16    | 12  | Label Card                               |



| PART #    | QTY | DESCRIPTION                              |
|-----------|-----|--|
| MC1601-KT | 1   | Tray 2" Light Gray - Loaded w/Dividers   |
| MC1602-KT | 1   | Tray 4" Light Gray - Loaded w/Dividers   |
| MC1603-KT | 1   | Tray 8" Light Gray - Loaded w/Dividers   |
| MC1604-KT | -   | Basket 4" Light Gray - Loaded w/Dividers |
| MC1605-KT | -   | Basket 8" Light Gray - Loaded w/Dividers |
| MC1617    | 6   | Upper Cath Manager                       |
| MC1618    | -   | 18" Metal Shelf                          |
| MC1619    | -   | 36" Metal Shelf                          |
| MC1615    | 3   | Plastic Label Holder                     |
| MC1616    | 3   | Label Card                               |



| PART #    | QTY | DESCRIPTION                                |
|-----------|-----|--|
| MC1B01-KT |     | - Tray 2" Light Gray - Loaded w/Dividers   |
| MC1B02-KT |     | - Tray 4" Light Gray - Loaded w/Dividers   |
| MC1B03-KT |     | - Tray 8" Light Gray - Loaded w/Dividers   |
| MC1B04-KT |     | - Basket 4" Light Gray - Loaded w/Dividers |
| MC1B05-KT |     | - Basket 8" Light Gray - Loaded w/Dividers |
| MC1B17    | 7   | Upper Cath Manager                         |
| MC1B18    |     | - 18" Metal Shelf                          |
| MC1B19    |     | - 36" Metal Shelf                          |
| MC1B15    |     | - Plastic Label Holder                     |
| MC1B16    |     | - Label Card                               |



| PART #    | QTY | DESCRIPTION                                |
|-----------|-----|--|
| MCT601-KT | -   | 1 Tray 2" Light Gray - Loaded w/Dividers   |
| MCT602-KT | 1   | 1 Tray 4" Light Gray - Loaded w/Dividers   |
| MCT603-KT | 2   | 1 Tray 8" Light Gray - Loaded w/Dividers   |
| MCT604-KT | -   | 1 Basket 4" Light Gray - Loaded w/Dividers |
| MCT605-KT | -   | 1 Basket 8" Light Gray - Loaded w/Dividers |
| MCT617    | 3   | Upper Cath Manager                         |
| MCT618    | 6   | 18" Metal Shelf                            |
| MCT619    | -   | 36" Metal Shelf                            |
| MCT615    | 3   | Plastic Label Holder                       |
| MCT616    | 3   | Label Card                                 |



| PART #    | QTY | DESCRIPTION                              |
|-----------|-----|--|
| MCTB01-KT | 1   | Tray 2" Light Gray - Loaded w/Dividers   |
| MCTB02-KT | 2   | Tray 4" Light Gray - Loaded w/Dividers   |
| MCTB03-KT | 2   | Tray 8" Light Gray - Loaded w/Dividers   |
| MCTB04-KT | 2   | Basket 4" Light Gray - Loaded w/Dividers |
| MCTB05-KT | 2   | Basket 8" Light Gray - Loaded w/Dividers |
| MCTB17    | 3   | Upper Cath Manager                       |
| MCTB18    | 4   | 18" Metal Shelf                          |
| MCTB19    | -   | 36" Metal Shelf                          |
| MCTB15    | 5   | Plastic Label Holder                     |
| MCTB16    | 5   | Label Card                               |





| PART #    | QTY | DESCRIPTION                              |
|-----------|-----|--|
| MCT601-KT | -   | Tray 2" Light Gray - Loaded w/Dividers   |
| MCT602-KT | -   | Tray 4" Light Gray - Loaded w/Dividers   |
| MCT603-KT | -   | Tray 8" Light Gray - Loaded w/Dividers   |
| MCT604-KT | -   | Basket 4" Light Gray - Loaded w/Dividers |
| MCT605-KT | -   | Basket 8" Light Gray - Loaded w/Dividers |
| MCT617    | -   | Upper Cath Manager                       |
| MCT618    | 10  | 18" Metal Shelf                          |
| MCT619    | -   | 36" Metal Shelf                          |
| MCT615    | -   | Plastic Label Holder                     |
| MCT616    | -   | Label Card                               |



| PART #    | QTY | DESCRIPTION                              |
|-----------|-----|--|
| MCT601-KT | -   | Tray 2" Light Gray - Loaded w/Dividers   |
| MCT602-KT | -   | Tray 4" Light Gray - Loaded w/Dividers   |
| MCT603-KT | -   | Tray 8" Light Gray - Loaded w/Dividers   |
| MCT604-KT | -   | Basket 4" Light Gray - Loaded w/Dividers |
| MCT605-KT | -   | Basket 8" Light Gray - Loaded w/Dividers |
| MCT617    | -   | Upper Cath Manager                       |
| MCT618    | -   | 18" Metal Shelf                          |
| MCT619    | 5   | 36" Metal Shelf                          |
| MCT615    | -   | Plastic Label Holder                     |
| MCT616    | -   | Label Card                               |



| PART #    | QTY | DESCRIPTION                              |
|-----------|-----|--|
| MCT601-KT | -   | Tray 2" Light Gray - Loaded w/Dividers   |
| MCT602-KT | -   | Tray 4" Light Gray - Loaded w/Dividers   |
| MCT603-KT | -   | Tray 8" Light Gray - Loaded w/Dividers   |
| MCT604-KT | -   | Basket 4" Light Gray - Loaded w/Dividers |
| MCT605-KT | -   | Basket 8" Light Gray - Loaded w/Dividers |
| MCT617    | -   | Upper Cath Manager                       |
| MCT618    | -   | 18" Metal Shelf                          |
| MCT619    | 8   | 36" Metal Shelf                          |
| MCT615    | -   | Plastic Label Holder                     |
| MCT616    | -   | Label Card                               |

# 1 BAY



MCT100-R0-H  
Accessories not included

## PART NUMBER

**MCT100-**

cc = Cabinet

Door opening

L = Left Door  
R = Right Door

Lock option

0 = No Lock  
1 = Key Lock  
2 = Key Pad  
3 = Prox Low Frequency  
4 = Prox High Frequency

Handle option

HL = Left Handle  
HR = Right Handle  
H = Both Handle  
= No handle

PN Example: MCT100-R0-H  
1 BAY, CORE CART, RH DR, NO. LK, BOTH HNDL



## TRAYS AND BASKETS



**MCT601**  
Light Gray  
**2" Tray**



**MCT602**  
Light Gray  
**4" Tray**



**MCT603**  
Light Gray  
**8" Tray**



**MCT604**  
Light Gray  
**4" Basket**



**MCT605**  
Light Gray  
**8" Basket**



**MSC606** 2"H x 16"W

**2" Divider**

**MSC607** 2"H x 24"W

**2" Divider**



**MSC610** 4"H x 16"W

**4" Divider**

**MSC611** 4"H x 24"W

**4" Divider**

**MSC612** 8"H x 16"W

**8" Divider**

**MSC613** 8"H x 24"W

**8" Divider**



**MCT615**  
**Label Holder**



**MCT616**  
**White Label**  
**Card for**  
**Holder**



**MCT614**  
**Tray Stop**



## SHELVES AND RACKS



**MCT617**  
9 Hooks  
**Cath Manager**



**MCT624**  
(Shelf not included)  
**Under Shelf**  
**Cath Manager**



**MSC618** 24.125"D x 18"W **1 Bay Metal Shelf**  
**MSC619** 24.125"D x 36"W **2 Bay Metal Shelf**

## LOCK OPTIONS



**MCT523** Keyless Electronic Keypad  
**MCT524** Keyless Electronic Keypad Proximity Card HID Access  
**MCT525** Keyless Electronic Keypad Iclass HID Access High FEQ

**MCT522**  
Inc 2 Keys  
**Disk Lock**





## SLOPE TOP



2 Sided



1 Sided

**MCT625**

Cart Sloped Top

**1 Bay 2 Sided**

**MCT620**

Cart Sloped Top

**2 Bay 2 Sided**

**MCT621**

Cart Sloped Top

**3 Bay 2 Sided**

**MCC626**

Cabinet Sloped Top

**1 Bay 1 Sided**

**MCC627**

Cabinet Sloped Top

**2 Bay 1 Sided**

**MCC628**

Cabinet Sloped Top

**3 Bay 1 Sided**

## SIDE ACCESSORIES



**MCT628**  
72"H  
**Vertical Rail Kit**  
**Pair**

- Same corner extrusions as STAT Cart
- Extended length equipment rail
- Compatible with all STAT accessories that use Fairfield rail



**MCT627**  
26.25"W  
**Side Accessory**  
**Rail Kit**



**MCT629**  
26.185"W  
**Side Handle**

**Compatible with STAT CART Accessories**





# CORE BENCH

This procedure back table bench brings surgical supplies to the point of care, increasing procedure efficiency and maximizing your procedure room storage. These cabinets can store peel packs, disposables, and other essentials right where you need them at the point of care.

The CORE BENCH was designed specifically for use in the healthcare industry. This high-quality logistic system is ISO 3394 standardized and can be used in all departments of the hospital. Work top options include  $\frac{3}{4}$ " thick Stainless Steel or Phenolic, perfect for durability and infection control. The storage accepts the same tray system from CORE CART.





# CORE BENCH



Stainless steel &  
Phenolic tops



Back table with secure storage,  
keeping supplies at the point of care.



Push Handles



Keyed and Electronic  
Locks



Multiple Heights of Trays  
and Baskets



Multi-Angle Trays, Shelves,  
and Baskets



20ga Cold-Rolled Steel  
Construction



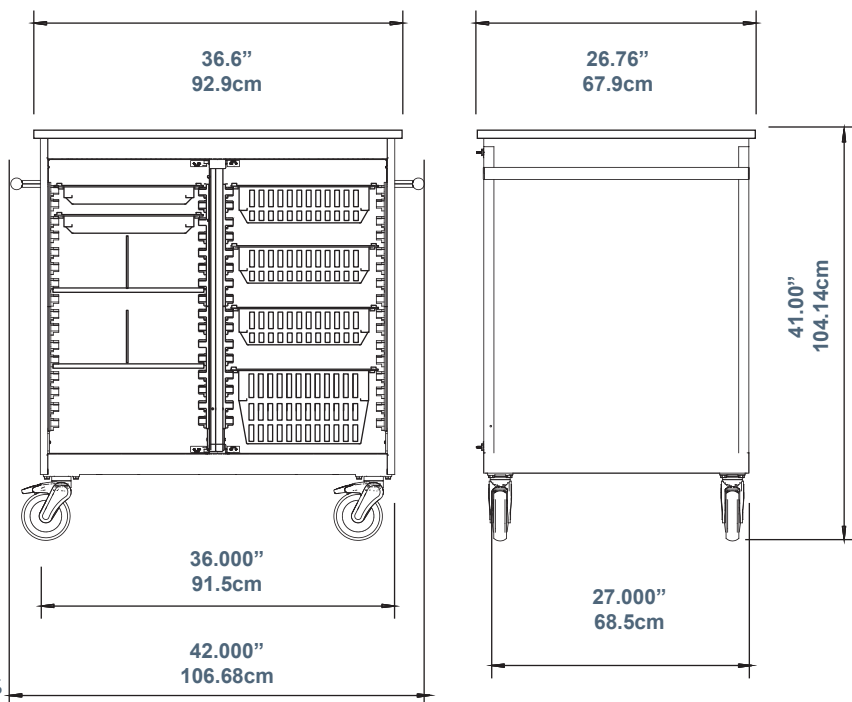
Easy to Clean, Locking  
Casters

## PART NUMBER

**MBN** - - **HG2N**  
Bay option Lock option Package option

PN Example: MBN201-XX-HG3C





### Maneuvers easily

- Customized solutions for Cath labs, IR labs and General Storage.

- Robust design

- Conforms to UL 60601

- 5" Locking swivel casters

### Customizable

- 21 Accessory packages available

- 29 Individual accessories available

- Handle configurations

- 2 Work top options

### Adaptable to your workflow

- Adaptable as needs change with various accessory packages

- Interchangeable components with EVERHUTCH solutions

- Accommodates variety of medical equipment

Configure your own custom CORE BENCH

### Specifications

- Height: 41" x Width: 42" x Depth: 27"

- Weight: 250 LB

- Caster Wheel 5"

### Certifications

- Conforms to UL 60601

### Finish

- Snow White Powder Coat

### Side Handles

- Brushed Aluminum

### Warranty

Refer to **EVERHUTCH.com** for complete warranty information.

### LOCK OPTION

-01- DISCK LOCK, W/2 KEYS

-02- KEYLESS ELECTRONIC KEYPAD

-03- KEYLESS ELECTRONIC KEYPAD PROXIMITY CARD HID ACCESS

-04- KEYLESS ELECTRONIC KEYPAD iCLASS HID ACCESS HIGH FREQ

### HANDLE OPTION

NO HANDLES

H BOTH HANDLES

HR RIGHT HANDLE ONLY

HL LEFT HANDLE ONLY

### TOP OPTIONS

Stainless Steel 3/4" SS

0

Phenolic 3/4" PH

0

### PART NUMBER

**MBN201-** **G2N**

Lock option Handle option Top option Package option

PN Example: MBN201-01-HRSSG2N



# CONFIGURATIONS

**S2E**



| PART #    | QTY | DESCRIPTION                              |
|-----------|-----|--|
| MCT601-KT | -   | Tray 2" Light Gray - Loaded w/Dividers   |
| MCT602-KT | -   | Tray 4" Light Gray - Loaded w/Dividers   |
| MCT603-KT | -   | Tray 8" Light Gray - Loaded w/Dividers   |
| MCT604-KT | -   | Basket 4" Light Gray - Loaded w/Dividers |
| MCT605-KT | -   | Basket 8" Light Gray - Loaded w/Dividers |
| MCT618    |     | 18" Metal Shelf                          |
| MCT619    | 2   | 36" Metal Shelf                          |
| MCT622    | 4   | Dividers                                 |

**S2F**



| PART #    | QTY | DESCRIPTION                              |
|-----------|-----|--|
| MCT601-KT | -   | Tray 2" Light Gray - Loaded w/Dividers   |
| MCT602-KT | -   | Tray 4" Light Gray - Loaded w/Dividers   |
| MCT603-KT | -   | Tray 8" Light Gray - Loaded w/Dividers   |
| MCT604-KT | -   | Basket 4" Light Gray - Loaded w/Dividers |
| MCT605-KT | -   | Basket 8" Light Gray - Loaded w/Dividers |
| MCT618    | 6   | 18" Metal Shelf                          |
| MCT619    |     | 36" Metal Shelf                          |
| MCT622    | 4   | Dividers                                 |

**201**



| PART #    | QTY | DESCRIPTION                              |
|-----------|-----|--|
| MCT601-KT | -   | Tray 2" Light Gray - Loaded w/Dividers   |
| MCT602-KT | -   | Tray 4" Light Gray - Loaded w/Dividers   |
| MCT603-KT | -   | Tray 8" Light Gray - Loaded w/Dividers   |
| MCT604-KT | -   | Basket 4" Light Gray - Loaded w/Dividers |
| MCT605-KT | -   | Basket 8" Light Gray - Loaded w/Dividers |
| MCT618    | -   | 18" Metal Shelf                          |
| MCT619    | -   | 36" Metal Shelf                          |
| MCT615    | -   | Plastic Label Holder                     |
| MCT616    | -   | Label Card                               |

**200**



| PART #    | QTY | DESCRIPTION                              |
|-----------|-----|--|
| MCT601-KT | -   | Tray 2" Light Gray - Loaded w/Dividers   |
| MCT602-KT | -   | Tray 4" Light Gray - Loaded w/Dividers   |
| MCT603-KT | -   | Tray 8" Light Gray - Loaded w/Dividers   |
| MCT604-KT | -   | Basket 4" Light Gray - Loaded w/Dividers |
| MCT605-KT | -   | Basket 8" Light Gray - Loaded w/Dividers |
| MCT618    | -   | 18" Metal Shelf                          |
| MCT619    | -   | 36" Metal Shelf                          |
| MCT615    | -   | Plastic Label Holder                     |
| MCT616    | -   | Label Card                               |



# CONFIGURATIONS

## G2M



| PART #    | QTY | DESCRIPTION                              |
|-----------|-----|--|
| MCT601-KT | -   | Tray 2" Light Gray - Loaded w/Dividers   |
| MCT602-KT | -   | Tray 4" Light Gray - Loaded w/Dividers   |
| MCT603-KT | -   | Tray 8" Light Gray - Loaded w/Dividers   |
| MCT604-KT | 4   | Basket 4" Light Gray - Loaded w/Dividers |
| MCT605-KT | 4   | Basket 8" Light Gray - Loaded w/Dividers |
| MCT618    | -   | 18" Metal Shelf                          |
| MCT619    | -   | 36" Metal Shelf                          |
| MCT615    | -   | Plastic Label Holder                     |
| MCT616    | -   | Label Card                               |

## G2O



| PART #    | QTY | DESCRIPTION                              |
|-----------|-----|--|
| MCT601-KT | 8   | Tray 2" Light Gray - Loaded w/Dividers   |
| MCT602-KT | -   | Tray 4" Light Gray - Loaded w/Dividers   |
| MCT603-KT | -   | Tray 8" Light Gray - Loaded w/Dividers   |
| MCT604-KT | 2   | Basket 4" Light Gray - Loaded w/Dividers |
| MCT605-KT | 2   | Basket 8" Light Gray - Loaded w/Dividers |
| MCT618    | -   | 18" Metal Shelf                          |
| MCT619    | -   | 36" Metal Shelf                          |
| MCT615    | 12  | Plastic Label Holder                     |
| MCT616    | 12  | Label Card                               |

## G2N



| PART #    | QTY | DESCRIPTION                              |
|-----------|-----|--|
| MCT601-KT | 2   | Tray 2" Light Gray - Loaded w/Dividers   |
| MCT602-KT | -   | Tray 4" Light Gray - Loaded w/Dividers   |
| MCT603-KT | -   | Tray 8" Light Gray - Loaded w/Dividers   |
| MCT604-KT | 3   | Basket 4" Light Gray - Loaded w/Dividers |
| MCT605-KT | 1   | Basket 8" Light Gray - Loaded w/Dividers |
| MCT618    | 2   | 18" Metal Shelf                          |
| MCT619    | -   | 36" Metal Shelf                          |
| MCT615    | 6   | Plastic Label Holder                     |
| MCT616    | 6   | Label Card                               |
| MCT622    | 2   | Dividers                                 |

## G2P



| PART #    | QTY | DESCRIPTION                              |
|-----------|-----|--|
| MCT601-KT | -   | Tray 2" Light Gray - Loaded w/Dividers   |
| MCT602-KT | -   | Tray 4" Light Gray - Loaded w/Dividers   |
| MCT603-KT | -   | Tray 8" Light Gray - Loaded w/Dividers   |
| MCT604-KT | 6   | Basket 4" Light Gray - Loaded w/Dividers |
| MCT605-KT | 2   | Basket 8" Light Gray - Loaded w/Dividers |
| MCT618    | -   | 18" Metal Shelf                          |
| MCT619    | -   | 36" Metal Shelf                          |
| MCT615    | -   | Plastic Label Holder                     |
| MCT616    | -   | Label Card                               |



# NEST CART

## Maneuvers easily

- Heavy duty construction
- Conforms to UL 60601
- 3" Locking swivel casters

## Supports thorough cleaning

- Integrated seams
- Smooth exposed surfaces
- Chemical resistant powder coat
- Supports infection control practices

## Security

- Key Lock available
- Self-closing drawers

## Adaptable to any environment

- Ideal for areas with limited space
- Standalone or "NEST" under table
- Full-extension drawers
- Soft-touch closing drawers

## Adapts to your workflow

- 31 Configurations of NESTCART
- Accommodates a variety of medical equipment



**SITTING**  
30"



**STANDING**  
36"



**ADA**  
33"





# STANDING

MCB03C3624LM-00



1 Door  
24" Wide

MCB03C3624RM-00



1 Door Right  
24" Wide

MCB00D3630M-00



3 Drawer Double Pull  
30"

MCB03C3624LM-00



5 Drawer Single Pull  
18" or 24" Wide

MCB03C3624RM-00



4 Drawer Double Pull

MCB03C3624LM-00



4 Drawer Single Pull  
18", 24", 36" Wide

MCB51D3624M-00



4 Drawer Double Pull  
30" Wide

MCB52D3630M-00



10 Drawer DoubleStack  
18" Wide

MCB03C3624M-00



3 Drawer Single Pull  
18" or 24" Wide

MCB03C3624M-00



1 Drawer 1 Door Left  
24" Wide

MCB03C3624M-00



1 Drawer 1 Door Right  
24" Wide



# ADA

MCB30D3318M-00



**5 Drawer Double Pull  
30" Wide**

MCB30D3324M-00



**4 Drawer Single Pull  
24" Wide**

MCB00D3418LM-00



**3 Drawer Single Pull  
18" or 24" Wide**

MCB30D3324M-00



**3 Drawer  
18" or 24" Wide**

MCB32D3330M-00



**2 Drawer Double W/4  
30" Wide**

MCB30D3318M-00



**4 Drawer Single Pull  
18" or 24" Wide**

MCB30D3318M-00



**4 Drawer Single Pull  
equal drawers 24" wide**

MCB30D3318M-00



**4 Drawer Single Pull  
18" or 24" Wide**

MCB30D3318M-00



**5 Drawer Single Pull  
18" or 24" Wide**



# SITTING

MCB00D3018M-00



3 Drawer with Tray  
18" or 24" Wide

MCB00D3030M-00



3 Drawer Double Pull  
30" Wide

