



EVERHUTCH



**STORAGE
WITH
PURPOSE**



HEALTHCARE DIVISION BY
KEWAUNEE
EST 1906.





EVERHUTCH



CORE
CART

PROCEDURE CABINET

CORE
BENCH

PROCEDURE BACKTABLE



STAT
CART

PROCEDURE CART



NEST
CART

UTILITY CART



STAT CART

WIDTH
HEIGHT
COLOR
DRAWER CONFIG
TRAY CONFIG
LOCK OPTIONS
ACCESSORIES

YOUR CART



This procedure cart was specifically designed for patients and caregivers in mind. Defining features promote infection control, adaptability and durability. STATCART standard sizes and options in drawers and trays were made to be compatible with existing procedure carts on the market today. This compatibility creates conformity and allows hospitals to easily upgrade their cart without the need to update protocols. STATCART is quickly adaptable to meet the demands of different departments with an efficient Equipment Management Rail System. With just a click you can configure your cart on this double-sided rail system. Due to the adaptability of its components, this system allows customers to find the optimal solution to answer specific clinical needs. Available with multiple lock options including a keyed lock, electronic keypad and electronic keypad with proximity card reader. The locking system can also be set up to offer dual credential unlocking. The cart is easily maneuvered around on plate-mounted swivel and locking casters. This high quality storage system is manufactured and sourced in the US and can withstand any demanding healthcare environment.

STAT CART

WIDTH & HEIGHT

STANDARD WIDTH 29"

36"H



MSC21AM

40"H



MSC24AM

44"H



MSC27AM

47"H



MSC30AM

NARROW WIDTH 22.5"

36"H



MSC21BM

40"H



MSC24BM

44"H



MSC27BM

47"H



MSC30BM

COLOR COMBINATIONS

Drawer faces can be colored separately from cart shell.



Other colors upon request*

■ Powder Coat Finishes Additional colors on feature page



STAT CART


DRAWER CONFIGURATIONS



Each cart height offers several drawer combinations comprised of these drawer heights:

- 3"
- 6"
- 9"

***EXAMPLE BELOW SHOWING 30"H STATCART
DRAWER COMBINATIONS**



PART NUMBER

MSC 21 AM XXX-01 HTI

Heights

Widths

Drawer
Config

Lock
Config

Tray
Kits

24
27
30 **BM**

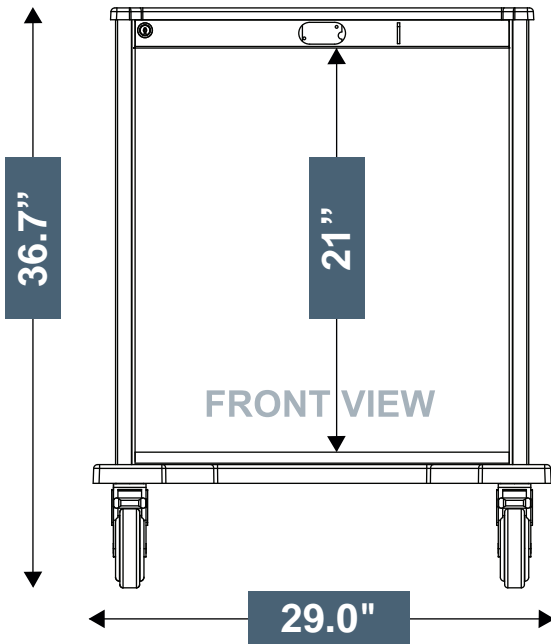
3" 6" 9"

05
06
07
08
09
10

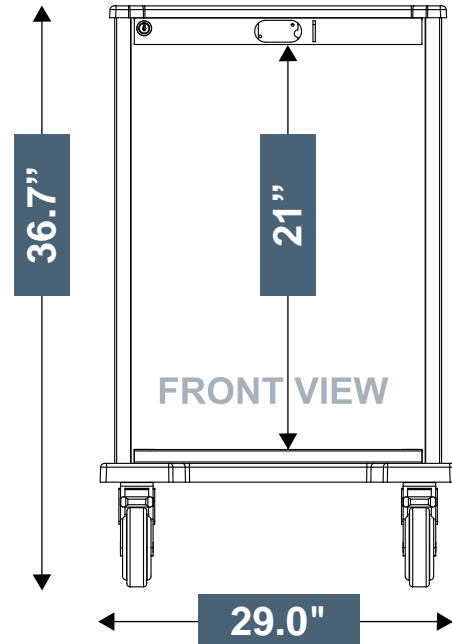
T2
T3

PN Example: MSC30AM321-01HT1

STAT CART | SPECIFICATION



**STANDARD
MSCxxAM**



**NARROW
MSCxxBM**

SPECIFICATIONS

Maneuvers Easily

- Heavy-duty construction
- 5" locking swivel casters
- 5" tracking caster

Supports Thorough Cleaning

- Integrated seams
- Smooth exposed surfaces
- Chemical resistant powder coat
- Corner posts with less channels to clean
- Removable draws & trays
- Scratch resistant work surface with drip edge & smooth corners for easy cleaning

Security

- Key lock
- Electronic keypad
- Prox card reader (High and Low frequency's)
- Self-closing drawers

Adaptable To Your Workflow

- Configurable drawers of increments of 3" – 6" and 9"
- Full-extension, soft closing drawers
- Interchangeable components with Paladin Health-care Equipment Management Rail System
- 8 STATCART configurations available in 2 widths and four heights.

SPECIFICATIONS

Caster

- 5" Swivel Locking Casters:
3 Total Lock & 1 Direction Lock
- 3.875" Caster Overall

Material

- Shell 18-Gauge Steel
- Drawers 20-Gauge Steel

Finish

- ABC Powder Coat

Drawer handles

- Brushed Stainless Steel

Warranty

- Limited Life Time Warranty

STAT CART | LOCK OPTIONS

CONFIGURE YOUR CART SECURITY WITH THESE LOCK OPTIONS



MANUAL LOCK -01
comes as standard



ELECTRONIC LOCK -05

- 250 user/supervisor codes
- Flush mounted membrane keypad with Battery pack.
- Standard RJ11 communications port for audit trail download
- Audit trail of last 1500 access attempts with date, time and user name
- Motor driven latching mechanism



KEYLESS ELECTRONIC KEYPAD -06
PROXIMITY CARD HID ACCESS

KEYLESS ELECTRONIC KEYPAD -07
I-CLASS HID ACCESS HIGH FREQUENCY

BREAKAWAY -08



GANG LOCK -09



2 GANG LOCK -10





STAT CART

WIDTH
HEIGHT
COLOR
DRAWER CONFIG
TRAY CONFIG
LOCK OPTIONS
ACCESSORIES

YOUR CART

Multiple Configs for Top Accessories

ABS Acrylic, Scratch Resistant, Easy Clean Top with Spill Edge. UV Protection to Prevent Yellowing.

Easily Accessible Batteries and Lock Upgrades

Stable and Ergonomic Grab Handles

Keyed, RFID, & Electronic Gang Locks

Sturdy Side Rails Have Minimal Areas to Harbor Bacteria

Toolless Accessory Changes Using the Fairfield Rail System

Multiple Depths of Drawers with Split and Single Trays

Sanitary and Strong Lower Bumpers

Drawers Accept Most Common Tray Inserts. STATCART Drawer Sizes: Standard: 22.5"W x 17.75"D Narrow 17"W x 17.75"D

Sturdy, Easy to Clean, Locking Casters

**2X WIDTHS
4X HEIGHTS**



DRAWER COMBINATIONS

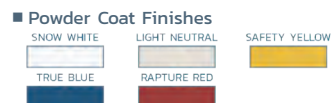
comprised of these drawer heights:



*Example below showing 2 30"H STATCART drawers combinations.

COLOR COMBINATIONS

Drawer faces can be colored separately from cart shell.



**CONFIGURE
YOUR
CART**



PRODUCT VIDEO
**SCAN
HERE**



STAT CART

EQUIPMENT MANAGEMENT

The EVERHUTCH equipment management system provides flexibility and the opportunity to configure any cart to work in any department. Accessories can be easily removed, added or relocated to another position on the cart to increase efficiency and ergonomics. These accessories can also be moved easily from existing wall equipment rail systems to the cart and back again. This system gives healthcare workers the flexibility needed for optimum patient care.

FROM WALL TO CART



STAT CART

TRAY OPTIONS

SINGLE TRAY OPTION - T1



MSC500A3TRKT1

3" D

FULL SINGLE TRAY

MSC500A6TRKT1

6" D

FULL SINGLE TRAY



MSC500A9TRKT1

8" D

FULL SINGLE TRAY

SPLIT TRAY OPTION - T2



MSC500A3TRKT2

3" D

SPLIT TRAY

MSC500A6TRKT2

6" D

SPLIT TRAY

SPLIT TRAY OPTION - T3



MSC500B3TRKT3

3" D

NARROW TRAY


MSC500B6TRKT3

FOR 6"/9" D

NARROW TRAY

STAT CART | ACCESSORIES

TILT BINS - GREY PLASTIC BOX WITH CLEAR PLASTIC BINS



- | | | |
|---------------|------------------------------|--------------|
| MSC643 | 9.25"H x 23.625"W x 6.25"D | 3 Bin |
| MSC644 | 8.125"H x 23.625"W x 5.375"D | 4 Bin |
| MSC645 | 6.5"H x 23.625"W x 4.25"D | 5 Bin |
| MSC673 | 6.5"H x 23.625"W x 4.25"D | 6 Bin |

BASKETS- POWDER COATED METAL



MSC646
4.25"H x 10"W x 7"D
SMALL BASKET



MSC647
4"H x 18"W x 10"D
LARGE BASKET




MSC648
4.75"H x 5.375"D
UTENCIL CUP

HOOKS - & INTEGRATED MOUNTING PLATE




MSC679
2.5"H x 1.5"W x 2"D
1 HOOK 2"



MSC680
2.5"H x 1.5"W x 4"D
1 HOOK 4"



MSC681
2.5"H x 12"W x 2"D
3 HOOK 2"



MSC682
2.5"H x 12"W x 4"D
3 HOOK 4"


STAT CART | ACCESSORIES

GLOVE BOX HOLDER - POWDER COATED METAL



MSC622
16.75H x 9.5"W x 4.5"D
TRIPLE VERTICAL / HORIZONTAL

MEDICAL GAS



MSC674
16"H x 5.5"W x 5.5"D
**WIRE METAL
OXYGEN HOLDER**

MSC635
10.125"H x 20.9"W x 8.5"D
SUCTION PUMP SHELF KIT
(PUMP NOT INCLUDED)

STAT CART | ACCESSORIES

MONITOR MOUNTING AND CABLE MANAGEMENT




MSC634
6"H x 4"W x 8.5"D
GCX STYLE SWING ARM
(GCX NOT INCLUDED)



MSC637
27"H x 4"W x 21.5"D
MOUNTING ARM ONLY
(MONITOR NOT INCLUDED)

MSC671
27"H x 11"W x 32"D
**ARM & LAPTOP
HOLDER**



MSC684
7.75"H x 1.5"W x 1.5"D
CORD CLEAT



MSC672
3.5"H x 1.5"W x 0.75"D
CORD BUNDLER

WASTE MANAGEMENT



MSC628
3"H x 21"W x 1"D
**12QT WASTE BIN
RAIL MOUNT KIT**
(TRASH CAN INCLUDED)



MSC676
5"H x 5"W x 1"D
**LOCKING MOUNT FOR
DANIELS SHARPS BOX**
(SHARPS BOX NOT INCLUDED)



MSC675
5"H x 5"W x 1"D
**NON-LOCKING MOUNT FOR
UNIVERSAL SHARPS BOX**
(SHARPS BOX NOT INCLUDED)

KENDALL
COVIDIEN
BEMIS SHARPS

STAT CART

ACCESSORIES

SHELVES - FIXED AND FOLDING



MSC632

18"H x 5"W x 10"D

FLIP-UP SURFACE 15" SIDE MOUNTED

Scratch resistant food grade high density polyethylene.
Indented spill lip. Up to 100lb load capacity.



MSC633

13"H x 20"W x 16"D

FLIP-UP SURFACE 20" REAR MOUNTED

Scratch resistant food grade high density polyethylene.
Indented spill lip. Up to 100lb load capacity.



MSC677

3"H x 11"W x 9.5"D

10" FIXED WRITING SURFACE WITH LIP EDGES



MSC678

3"H x 11"W x 14"D

14" FIXED WRITING SURFACE WITH LIP EDGES



MSC667

5.125"H x 23.7"W x 8.5"D

STANDARD WIDTH ACCESSORIES SHELF



MSC668

5.125"H x 18.2"W x 8.5"D

NARROW WIDTH ACCESSORIES SHELF

STAT CART | ACCESSORIES

RAILS



MSC657 21.5" UNIVERSAL SIDE RAIL

MSC658 23.5" STANDARD UPPER GOAL POST BACK RAIL

MSC659 18" NARROW UPPER GOAL POST BACK RAIL



MSC655 23.5"W STANDARD

**MSC656 18"W NARROW
UNIVERSAL ACCESSORY
RAIL KIT STANDARD**



MSC619

23"H x 18"W x 1"D

CPR BOARD & BRACKET



MSC664 24"H

MSC665 38"H

**REAR UPPER GOAL
POST EXTRUSION**



MSC687 24"L SUTURE SHELF

MSC688 18"L SUTURE SHELF

MSC689 20"L SUTURE SHELF



MSC620

ADJ"H x 12" pole x 2"D

IV POLE

STAT | ACCESSORIES

CART

MISCELLANEOUS ACCESSORIES



MSC636
7.75"H x 9.625"W x 3.75"D
CHART HOLDER



MSC683
9"H x 2.5"W x 1.75"D
**4 OUTLET
POWER STRIP**



MSC640
29.5"H x 14.7"W x 14.7"D
**DEFIBRILLATOR
SHELF**



MSC606
.75"H x 26.8"W x 23"D
STANDARD TOP



MSC607
.75"H x 21.8"W x 23"D
NARROW TOP



MSC639
7"H x 2.5"W x 1"D
**FOAM DISPENSER
& BRACKET**



MSC685
2.5"H x 1.5"W x .75"D
RAIL BRACKET



MSC618
3"H x 22.25"W x 3"D
SIDE HANDLE


CORE CART

The cell storage system was specifically designed for use in the healthcare industry. This high-quality logistic system is ISO 3394 standardized and can be used in all departments of the hospital. Because of the adaptability of its components, this system allows customers to find the optimal solution that answers to their specific needs while saving up to 30% of space in comparison to more traditional shelving systems.

Available with multiple lock options, including keyed lock, electronic keypad, and electronic keypad with proximity card reader (two frequencies).

The cart is on four swivel locking casters for ease of movement and designed in a powder coated steel for efficient cleaning, and includes two side handles for easy maneuverability.

- Available heights 76"
- Key lock options
- Tempered glass doors



CORE CART

PRODUCT VIDEO
**SCAN
HERE**



Sloped Tops



Catheter Racks




20ga Cold-Rolled Steel
Construction



Multi-Angle Trays, Shelves,
and Baskets



Keyed and Electronic Locks



Multiple Depths of Trays
and Baskets



Push Handles



Easy to Clean, Locking
Casters



Interior Dividers Allow For Multiple
Storage Configurations

PART NUMBER

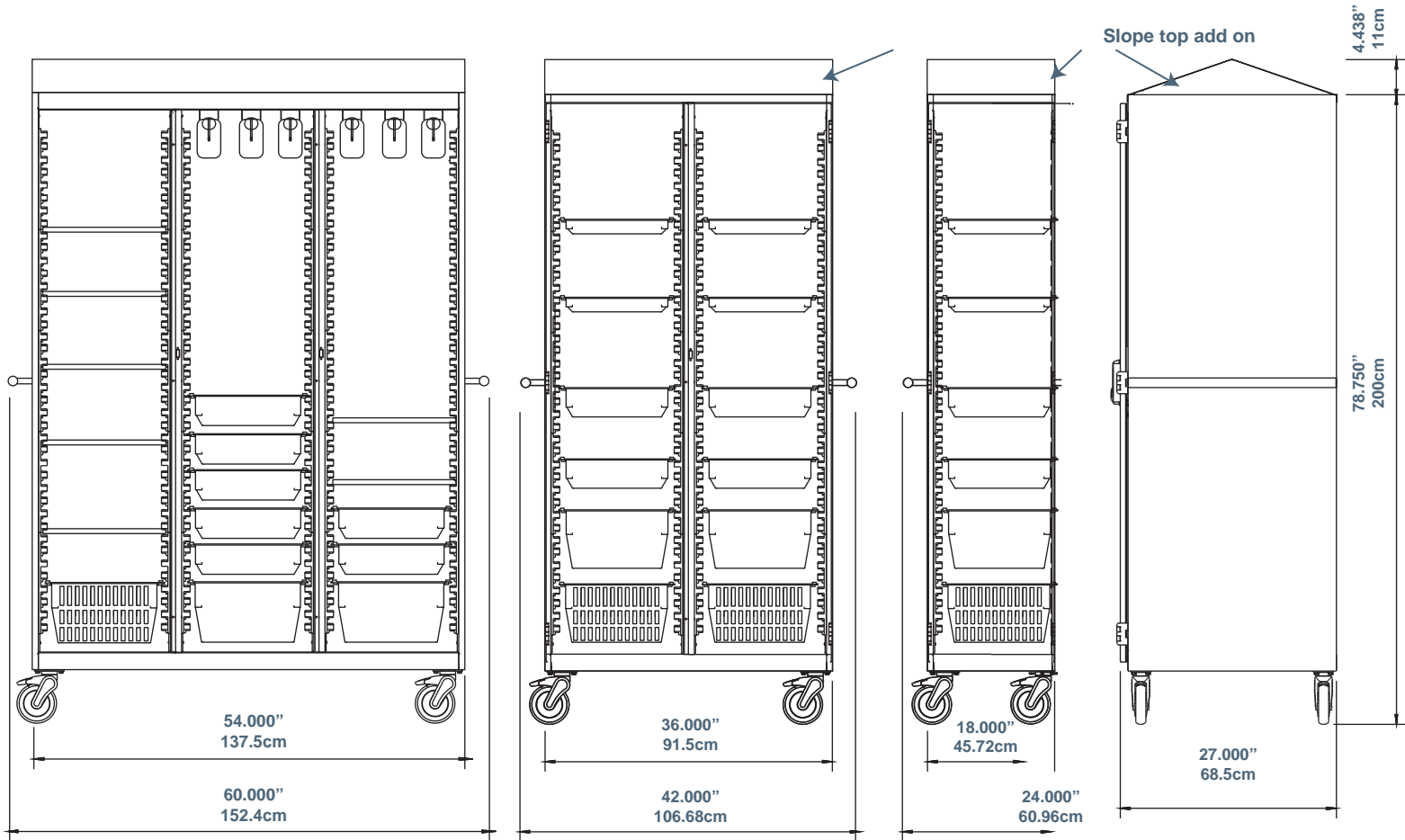
MCT - - **G2N**
Bay Divider Lock option Package option

PN Example: MCT302-XX-G3C

- Height: 78.75" x Depth: 27"
- Caster Wheel 5"
- Conforms to UL 60601
- Shell 18 Gauge steel double sided construction

CORE | SPECIFICATION

CART



KEY BENEFITS

Maneuvers easily

- Customized solutions for Cath labs, IR labs, OR, Endo/ bronch and General Storage.
- Robust design
- Conforms to UL 60601
- 5" Locking swivel casters

Customizable

- 21 Accessory packages available
- 29 Individual accessories available

Adaptable to your workflow

- Adaptable as needs change with various accessory packages
- Interchangeable components with EVERHUTCH solutions
- Accommodates variety of medical equipment
- Configure your own custom CORE Cart

SPECIFICATIONS

- Height: 78.75"x Width: 36" x Depth: 27"
- Weight: 275 LB (2 Bay)
- Caster Wheel 5"

Certifications

- Conforms to UL 60601

Finish

- Snow White Powder Coat

Door Handles

- Brushed Stainless Steel

Side Handles

- Brushed Aluminum

Warranty

Refer to **EVERHUTCH.com** for complete warranty information.

CORE CART PROCEDURE CART



3BAY

2BAY

1BAY



3 BAY

MCT300-xx-xxxxx



MCT301-xx-xxxxx



MCT302-xx-xxxxx



MCT301-xx-xxC3A



PART#	QTY	DESCRIPTION
MCT606	6	MODUL-IT Divider - Light Gray 2" x 16"
MCT607	4	MODUL-IT Divider - Light Gray 2" x 24"
MCT610	6	MODUL-IT Divider - Light Gray 4" x 16"
MCT611	4	MODUL-IT Divider - Light Gray 4" x 24"
MCT612	2	MODUL-IT Divider - Light Gray 8" x 16"
MCT613	1	MODUL-IT Divider - Light Gray 8" x 24"
MCT614	10	Stop System
MCT615	5	Label Holder
MCT616	5	Card
MCT617	7	Cath Rack
MCT618	1	18" Metal Shelf

MCT302-xx-xxC3A



PART#	QTY	DESCRIPTION
MCT606	6	MODUL-IT Divider - Light Gray 2" x 16"
MCT607	4	MODUL-IT Divider - Light Gray 2" x 24"
MCT610	6	MODUL-IT Divider - Light Gray 4" x 16"
MCT611	4	MODUL-IT Divider - Light Gray 4" x 24"
MCT612	2	MODUL-IT Divider - Light Gray 8" x 16"
MCT613	1	MODUL-IT Divider - Light Gray 8" x 24"
MCT614	10	Stop System
MCT615	5	Label Holder
MCT616	5	Card
MCT617	7	Cath Rack
MCT618	1	18" Metal Shelf

MCT301-xx-xxC3B



PART#	QTY	DESCRIPTION
MCT606	0	MODUL-IT Divider - Light Gray 2" x 16"
MCT607	0	MODUL-IT Divider - Light Gray 2" x 24"
MCT610	0	MODUL-IT Divider - Light Gray 4" x 16"
MCT611	0	MODUL-IT Divider - Light Gray 4" x 24"
MCT612	0	MODUL-IT Divider - Light Gray 8" x 16"
MCT613	0	MODUL-IT Divider - Light Gray 8" x 24"
MCT614		Stop System
MCT615		Label Holder
MCT616		Card
MCT617	7	Cath Rack
MCT618	4	18" Metal Shelf

MCT302-xx-xxC3B



PART#	QTY	DESCRIPTION
MCT606	0	MODUL-IT Divider - Light Gray 2" x 16"
MCT607	0	MODUL-IT Divider - Light Gray 2" x 24"
MCT610	0	MODUL-IT Divider - Light Gray 4" x 16"
MCT611	0	MODUL-IT Divider - Light Gray 4" x 24"
MCT612	0	MODUL-IT Divider - Light Gray 8" x 16"
MCT613	0	MODUL-IT Divider - Light Gray 8" x 24"
MCT614		Stop System
MCT615		Label Holder
MCT616		Card
MCT617	7	Cath Rack
MCT618	4	18" Metal Shelf

MCT301-xx-xxC3C



PART#	QTY	DESCRIPTION
MCT606	3	MODUL-IT Divider - Light Gray 2" x 16"
MCT607	2	MODUL-IT Divider - Light Gray 2" x 24"
MCT610	6	MODUL-IT Divider - Light Gray 4" x 16"
MCT611	4	MODUL-IT Divider - Light Gray 4" x 24"
MCT612	2	MODUL-IT Divider - Light Gray 8" x 16"
MCT613	1	MODUL-IT Divider - Light Gray 8" x 24"
MCT614	8	Stop System
MCT615	4	Label Holder
MCT616	4	Card
MCT617	7	Cath Rack
MCT618	2	18" Metal Shelf

MCT302-xx-xxC3C



PART#	QTY	DESCRIPTION
MCT606	3	MODUL-IT Divider - Light Gray 2" x 16"
MCT607	2	MODUL-IT Divider - Light Gray 2" x 24"
MCT610	6	MODUL-IT Divider - Light Gray 4" x 16"
MCT611	4	MODUL-IT Divider - Light Gray 4" x 24"
MCT612	2	MODUL-IT Divider - Light Gray 8" x 16"
MCT613	1	MODUL-IT Divider - Light Gray 8" x 24"
MCT614	8	Stop System
MCT615	4	Label Holder
MCT616	4	Card
MCT617	7	Cath Rack
MCT618	2	18" Metal Shelf

MCT301-xx-xx**G3D**

PART#	QTY	DESCRIPTION
MCT606	6	MODUL-IT Divider - Light Gray 2" x 16"
MCT607	4	MODUL-IT Divider - Light Gray 2" x 24"
MCT610	16	MODUL-IT Divider - Light Gray 4" x 16"
MCT611	12	MODUL-IT Divider - Light Gray 4" x 24"
MCT612	2	MODUL-IT Divider - Light Gray 8" x 16"
MCT613	1	MODUL-IT Divider - Light Gray 8" x 24"
MCT614	14	Stop System
MCT615	7	Label Holder
MCT616	7	Card
MCT618	1	18" Metal shelf
MCT619	6	18" Metal shelf

MCT302-xx-xx**G3D**

PART#	QTY	DESCRIPTION
MCT606	6	MODUL-IT Divider - Light Gray 2" x 16"
MCT607	4	MODUL-IT Divider - Light Gray 2" x 24"
MCT610	16	MODUL-IT Divider - Light Gray 4" x 16"
MCT611	12	MODUL-IT Divider - Light Gray 4" x 24"
MCT612	2	MODUL-IT Divider - Light Gray 8" x 16"
MCT613	1	MODUL-IT Divider - Light Gray 8" x 24"
MCT614	14	Stop System
MCT615	7	Label Holder
MCT616	7	Card
MCT618	1	18" Metal shelf
MCT619	6	18" Metal shelf

MCT300-xx-xx**G3E**

PART#	QTY	DESCRIPTION
MCT606	18	MODUL-IT Divider - Light Gray 2" x 16"
MCT607	12	MODUL-IT Divider - Light Gray 2" x 24"
MCT610	48	MODUL-IT Divider - Light Gray 4" x 16"
MCT611	36	MODUL-IT Divider - Light Gray 4" x 24"
MCT612	12	MODUL-IT Divider - Light Gray 8" x 16"
MCT613	6	MODUL-IT Divider - Light Gray 8" x 24"
MCT614	48	Stop System
MCT615	24	Label Holder
MCT616	24	Card
MCT618	3	18" Metal shelf

MCT300-xx-xx**G3F**

PART#	QTY	DESCRIPTION
MCT606	18	MODUL-IT Divider - Light Gray 2" x 16"
MCT607	12	MODUL-IT Divider - Light Gray 2" x 24"
MCT610	60	MODUL-IT Divider - Light Gray 4" x 16"
MCT611	45	MODUL-IT Divider - Light Gray 4" x 24"
MCT612	12	MODUL-IT Divider - Light Gray 8" x 16"
MCT613	6	MODUL-IT Divider - Light Gray 8" x 24"
MCT614	52	Stop System
MCT615	27	Label Holder
MCT616	27	Card
MCT618	3	18" Metal shelf

MCT300-xx-xx**G3G**

PART#	QTY	DESCRIPTION
MCT606	6	MODUL-IT Divider - Light Gray 2" x 16"
MCT607	4	MODUL-IT Divider - Light Gray 2" x 24"
MCT610	32	MODUL-IT Divider - Light Gray 4" x 16"
MCT611	24	MODUL-IT Divider - Light Gray 4" x 24"
MCT612	8	MODUL-IT Divider - Light Gray 8" x 16"
MCT613	4	MODUL-IT Divider - Light Gray 8" x 24"
MCT614	28	Stop System
MCT615	14	Label Holder
MCT616	14	Card
MCT618	7	18" Metal shelf

MCT300-xx-xx**S3A**

PART#	QTY	DESCRIPTION
MCT606	6	MODUL-IT Divider - Light Gray 2" x 16"
MCT607	4	MODUL-IT Divider - Light Gray 2" x 24"
MCT610	32	MODUL-IT Divider - Light Gray 4" x 16"
MCT611	24	MODUL-IT Divider - Light Gray 4" x 24"
MCT612	8	MODUL-IT Divider - Light Gray 8" x 16"
MCT613	4	MODUL-IT Divider - Light Gray 8" x 24"
MCT614	28	Stop System
MCT615	14	Label Holder
MCT616	14	Card
MCT618	7	18" Metal shelf

MCT301-xx-xx**S3B**

PART#	QTY	DESCRIPTION
MCT606	0	MODUL-IT Divider - Light Gray 2" x 16"
MCT607	0	MODUL-IT Divider - Light Gray 2" x 24"
MCT610	0	MODUL-IT Divider - Light Gray 4" x 16"
MCT611	0	MODUL-IT Divider - Light Gray 4" x 24"
MCT612	0	MODUL-IT Divider - Light Gray 8" x 16"
MCT613	0	MODUL-IT Divider - Light Gray 8" x 24"
MCT614	0	Stop System
MCT618	5	18" Metal shelf
MCT619	5	36" Metal shelf

MCT302-xx-xx**S3B**


PART#	QTY	DESCRIPTION
MCT606	0	MODUL-IT Divider - Light Gray 2" x 16"
MCT607	0	MODUL-IT Divider - Light Gray 2" x 24"
MCT610	0	MODUL-IT Divider - Light Gray 4" x 16"
MCT611	0	MODUL-IT Divider - Light Gray 4" x 24"
MCT612	0	MODUL-IT Divider - Light Gray 8" x 16"
MCT613	0	MODUL-IT Divider - Light Gray 8" x 24"
MCT614	0	Stop System
MCT618	5	18" Metal shelf
MCT619	5	36" Metal shelf

2 BAY

MCT200-xx-xxxxx



MCT201-xx-xxxxx



MCT202-xx-xxxxx



MCT201-xx-xx G2A



PART#	QTY	DESCRIPTION
MCT606	12	MODUL-IT Divider - Light Gray 2" x 16"
MCT607	8	MODUL-IT Divider - Light Gray 2" x 24"
MCT610	12	MODUL-IT Divider - Light Gray 4" x 16"
MCT611	8	MODUL-IT Divider - Light Gray 4" x 24"
MCT612	8	MODUL-IT Divider - Light Gray 8" x 16"
MCT613	4	MODUL-IT Divider - Light Gray 8" x 24"
MCT614	24	Stop System
MCT615	12	Label Holder
MCT616	12	Card

MCT201-xx-xx G2B



PART#	QTY	DESCRIPTION
MCT606	9	MODUL-IT Divider - Light Gray 2" x 16"
MCT607	6	MODUL-IT Divider - Light Gray 2" x 24"
MCT610	18	MODUL-IT Divider - Light Gray 4" x 16"
MCT611	10	MODUL-IT Divider - Light Gray 4" x 24"
MCT612	4	MODUL-IT Divider - Light Gray 8" x 16"
MCT613	2	MODUL-IT Divider - Light Gray 8" x 24"
MCT614	20	Stop System
MCT615	10	Label Holder
MCT616	10	Card
MCT618	3	Metal shelf 18"

MCT201-xx-xx G2C



PART#	QTY	DESCRIPTION
MCT606	9	MODUL-IT Divider - Light Gray 2" x 16"
MCT607	6	MODUL-IT Divider - Light Gray 2" x 24"
MCT610	15	MODUL-IT Divider - Light Gray 4" x 16"
MCT611	10	MODUL-IT Divider - Light Gray 4" x 24"
MCT612	2	MODUL-IT Divider - Light Gray 8" x 16"
MCT613	1	MODUL-IT Divider - Light Gray 8" x 24"
MCT614	18	Stop System
MCT615	9	Label Holder
MCT616	9	Card
MCT618	2	Metal shelf 18"

MCT201-xx-xx G3D



PART#	QTY	DESCRIPTION
MCT606	12	MODUL-IT Divider - Light Gray 2" x 16"
MCT607	4	MODUL-IT Divider - Light Gray 2" x 24"
MCT610	18	MODUL-IT Divider - Light Gray 4" x 16"
MCT611	12	MODUL-IT Divider - Light Gray 4" x 24"
MCT612	4	MODUL-IT Divider - Light Gray 8" x 16"
MCT613	2	MODUL-IT Divider - Light Gray 8" x 24"
MCT614	24	Stop System
MCT615	12	Label Holder
MCT616	12	Card
MCT618	2	Metal shelf 18"

MCT201-xx-xx G2E



PART#	QTY	DESCRIPTION
MCT606	6	MODUL-IT Divider - Light Gray 2" x 16"
MCT607	4	MODUL-IT Divider - Light Gray 2" x 24"
MCT610	24	MODUL-IT Divider - Light Gray 4" x 16"
MCT611	16	MODUL-IT Divider - Light Gray 4" x 24"
MCT612	4	MODUL-IT Divider - Light Gray 8" x 16"
MCT613	2	MODUL-IT Divider - Light Gray 8" x 24"
MCT614	28	Stop System
MCT615	14	Label Holder
MCT616	14	Card
MCT618	6	Metal shelf 18"

MCT201-xx-xx G2F



PART#	QTY	DESCRIPTION
MCT606	12	MODUL-IT Divider - Light Gray 2" x 16"
MCT607	8	MODUL-IT Divider - Light Gray 2" x 24"
MCT610	28	MODUL-IT Divider - Light Gray 4" x 16"
MCT611	21	MODUL-IT Divider - Light Gray 4" x 24"
MCT612	2	MODUL-IT Divider - Light Gray 8" x 16"
MCT613	1	MODUL-IT Divider - Light Gray 8" x 24"
MCT614	24	Stop System
MCT615	12	Label Holder
MCT616	12	Card
MCT618	4	Metal shelf 18"



PART#	QTY	DESCRIPTION
MCT606	0	MODUL-IT Divider - Light Gray 2" x 16"
MCT607	0	MODUL-IT Divider - Light Gray 2" x 24"
MCT610	0	MODUL-IT Divider - Light Gray 4" x 16"
MCT611	0	MODUL-IT Divider - Light Gray 4" x 24"
MCT612	0	MODUL-IT Divider - Light Gray 8" x 16"
MCT613	0	MODUL-IT Divider - Light Gray 8" x 24"
MCT614	0	Stop System
MCT615	0	Label Holder
MCT616	0	Card
MCT618	10	Metal shelf 18"



PART#	QTY	DESCRIPTION
MCT606	0	MODUL-IT Divider - Light Gray 2" x 16"
MCT607	0	MODUL-IT Divider - Light Gray 2" x 24"
MCT610	0	MODUL-IT Divider - Light Gray 4" x 16"
MCT611	0	MODUL-IT Divider - Light Gray 4" x 24"
MCT612	0	MODUL-IT Divider - Light Gray 8" x 16"
MCT613	0	MODUL-IT Divider - Light Gray 8" x 24"
MCT614	0	Stop System
MCT615	0	Label Holder
MCT616	0	Card
MCT619	5	Metal shelf 36"



PART#	QTY	DESCRIPTION
MCT606	0	MODUL-IT Divider - Light Gray 2" x 16"
MCT607	0	MODUL-IT Divider - Light Gray 2" x 24"
MCT610	0	MODUL-IT Divider - Light Gray 4" x 16"
MCT611	0	MODUL-IT Divider - Light Gray 4" x 24"
MCT612	0	MODUL-IT Divider - Light Gray 8" x 16"
MCT613	0	MODUL-IT Divider - Light Gray 8" x 24"
MCT614	0	Stop System
MCT615	0	Label Holder
MCT616	0	Card
MCT619	8	Metal shelf 36"

1 BAY



PART NUMBER

MCT100-

cc = Cabinet

Door opening

L = Left Door
R = Right Door

Lock option

0 = No Lock
1 = Key Lock
2 = Key Pad
3 = Prox Low Frequency
4 = Prox High Frequency

Handle option

HL = Left Handle
HR = Right Handle
H = Both Handle
= No handle

PN Example: MCT100-R0-H
1 BAY, CORE CART, RH DR, NO. LK, BOTH HNDL

MCT100-R0-H
Accessories not included

CORE CABINET



PART NUMBER

MCC

Bay configuration

- 100 = 1Bay
- 200 = 2Bay NO Div
- 201 = 2Bay CTR Div
- 300 = 3bay 2 Div
- 301 = 3bay LH Div
- 302 = 3bay RH Div

Door opening

- L= Left Door
- R = Right Door

Lock option

- 0 = No Lock
- 1 = Key Lock
- 2 = Key Pad
- 3 = Prox Low Frequency
- 4 = Prox High Frequency

PN Example: MCC100-R0
1 BAY, CORE CABINET, RH DR, NO. LK,
Accessories not included*



4X PN Example: MCC201-02
2 BAY, CORE CABINET, RH DR, E KP LK

CORE | MAXIMIZE STORAGE CART



CHOOSE YOUR HANDLE OPTIONS



WITH HANDLES 42"

42" x 5 = 210"



NO HANDLES 38"

38" x 5 = 190"

20" SPACE SAVING
5 x 2bay CORE CARTS





CORE BENCH

This procedure back table bench brings surgical supplies to the point of care, increasing procedure efficiency and maximizing your procedure room storage. These cabinets can store peel packs, disposables, and other essentials right where you need them at the point of care.

The CORE BENCH was designed specifically for use in the healthcare industry. This high-quality logistic system is ISO 3394 standardized and can be used in all departments of the hospital. Work top options include $\frac{3}{4}$ " thick Stainless Steel or Phenolic, perfect for durability and infection control. The storage accepts the same tray system from CORE CART.



CORE BENCH



Stainless steel & Phenolic tops




Back table with secure storage, keeping supplies at the point of care.



Push Handles



Keyed and Electronic Locks



Multiple Heights of Trays and Baskets



Multi-Angle Trays, Shelves, and Baskets



20ga Cold-Rolled Steel Construction



Easy to Clean, Locking Casters

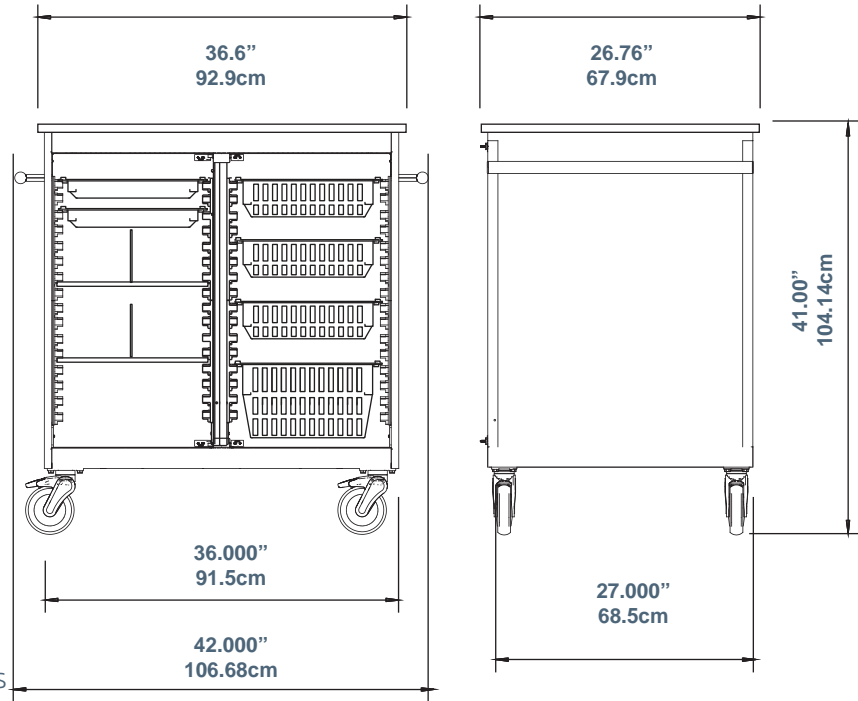
PART NUMBER

MBN - - **HG2N**
Bay option Lock option Package option

PN Example: MBN201-XX-HG3C



G2N



Maneuvers easily

- Customized solutions for Cath labs, IR labs and General Storage.
- Robust design
- Conforms to UL 60601
- 5" Locking swivel casters

Customizable

- 21 Accessory packages available
- 29 Individual accessories available
- Handle configurations
- 2 Work top options

Adaptable to your workflow

- Adaptable as needs change with various accessory packages
 - Interchangeable components with EVERHUTCH solutions
 - Accommodates variety of medical equipment
- Configure your own custom CORE BENCH

Specifications

- Height: 41" x Width: 42" x Depth: 27"
- Weight: 250 LB
- Caster Wheel 5"

Certifications

- Conforms to UL 60601

Finish

- Snow White Powder Coat

Side Handles

- Brushed Aluminum

Warranty

Refer to **EVERHUTCH.com** for complete warranty information.

LOCK OPTION

- 01- DISCK LOCK, W/2 KEYS
- 02- KEYLESS ELECTRONIC KEYPAD
- 03- KEYLESS ELECTRONIC KEYPAD PROXIMITY CARD HID ACCESS
- 04- KEYLESS ELECTRONIC KEYPAD iCLASS HID ACCESS HIGH FREQ

HANDLE OPTION

- NO HANDLES
- H** BOTH HANDLES
- HR** RIGHT HANDLE ONLY
- HL** LEFT HANDLE ONLY

TOP OPTIONS

Stainless Steel	3/4"	SS	<input type="text" value="0"/>
Phenolic	3/4"	PH	<input type="text" value="0"/>

PART NUMBER

MBN201- _____ **G2N**

Lock option Handle option Top option Package option

PN Example: MBN201-01-HRSSG2N


CONFIGURATIONS

G2M



PART#	QTY	DESCRIPTION
MCT606	0	MODUL-iT Divider - Light Gray 2" x 16"
MCT607	0	MODUL-iT Divider - Light Gray 2" x 24"
MCT610	12	MODUL-iT Divider - Light Gray 4" x 16"
MCT611	8	MODUL-iT Divider - Light Gray 4" x 24"
MCT612	8	MODUL-iT Divider - Light Gray 8" x 16"
MCT613	4	MODUL-iT Divider - Light Gray 8" x 24"
MCT614		Stop System
MCT615		Label Holder
MCT616		Card

G2O



PART#	QTY	DESCRIPTION
MCT606	24	MODUL-iT Divider - Light Gray 2" x 16"
MCT607	16	MODUL-iT Divider - Light Gray 2" x 24"
MCT610	6	MODUL-iT Divider - Light Gray 4" x 16"
MCT611	4	MODUL-iT Divider - Light Gray 4" x 24"
MCT612	4	MODUL-iT Divider - Light Gray 8" x 16"
MCT613	2	MODUL-iT Divider - Light Gray 8" x 24"
MCT614		Stop System
MCT615		Label Holder
MCT616		Card

G2N



PART#	QTY	DESCRIPTION
MCT606	6	MODUL-iT Divider - Light Gray 2" x 16"
MCT607	4	MODUL-iT Divider - Light Gray 2" x 24"
MCT610	9	MODUL-iT Divider - Light Gray 4" x 16"
MCT611	6	MODUL-iT Divider - Light Gray 4" x 24"
MCT612	2	MODUL-iT Divider - Light Gray 8" x 16"
MCT613	1	MODUL-iT Divider - Light Gray 8" x 24"
MCT614		Stop System
MCT615		Label Holder
MCT616		Card

G2P



PART#	QTY	DESCRIPTION
MCT606	0	MODUL-iT Divider - Light Gray 2" x 16"
MCT607	0	MODUL-iT Divider - Light Gray 2" x 24"
MCT610	18	MODUL-iT Divider - Light Gray 4" x 16"
MCT611	12	MODUL-iT Divider - Light Gray 4" x 24"
MCT612	4	MODUL-iT Divider - Light Gray 8" x 16"
MCT613	2	MODUL-iT Divider - Light Gray 8" x 24"
MCT614		Stop System
MCT615		Label Holder
MCT616		Card

CONFIGURATIONS

S2E



PART#	QTY	DESCRIPTION
MCT606	0	MODUL-iT Divider - Light Gray 2" x 16"
MCT607	0	MODUL-iT Divider - Light Gray 2" x 24"
MCT610	0	MODUL-iT Divider - Light Gray 4" x 16"
MCT611	0	MODUL-iT Divider - Light Gray 4" x 24"
MCT612	0	MODUL-iT Divider - Light Gray 8" x 16"
MCT613	0	MODUL-iT Divider - Light Gray 8" x 24"
MCT614		Stop System
MCT615		Label Holder
MCT619	2	Metal shelf 36"

S2F



PART#	QTY	DESCRIPTION
MCT606	0	MODUL-iT Divider - Light Gray 2" x 16"
MCT607	0	MODUL-iT Divider - Light Gray 2" x 24"
MCT610	0	MODUL-iT Divider - Light Gray 4" x 16"
MCT611	0	MODUL-iT Divider - Light Gray 4" x 24"
MCT612	0	MODUL-iT Divider - Light Gray 8" x 16"
MCT613	0	MODUL-iT Divider - Light Gray 8" x 24"
MCT614		Stop System
MCT615		Label Holder
MCT618	6	Metal shelf 16"

201



PART#	QTY	DESCRIPTION
MCT606	0	MODUL-iT Divider - Light Gray 2" x 16"
MCT607	0	MODUL-iT Divider - Light Gray 2" x 24"
MCT610	0	MODUL-iT Divider - Light Gray 4" x 16"
MCT611	0	MODUL-iT Divider - Light Gray 4" x 24"
MCT612	0	MODUL-iT Divider - Light Gray 8" x 16"
MCT613	0	MODUL-iT Divider - Light Gray 8" x 24"
MCT614		Stop System
MCT615		Label Holder
MCT616		Card

200



PART#	QTY	DESCRIPTION
MCT606	0	MODUL-iT Divider - Light Gray 2" x 16"
MCT607	0	MODUL-iT Divider - Light Gray 2" x 24"
MCT610	0	MODUL-iT Divider - Light Gray 4" x 16"
MCT611	0	MODUL-iT Divider - Light Gray 4" x 24"
MCT612	0	MODUL-iT Divider - Light Gray 8" x 16"
MCT613	0	MODUL-iT Divider - Light Gray 8" x 24"
MCT614		Stop System
MCT615		Label Holder
MCT616		Card

NEST CART

Maneuvers easily

- Heavy duty construction
- Conforms to UL 60601
- 3" Locking swivel casters

Supports thorough cleaning

- Integrated seams
- Smooth exposed surfaces
- Chemical resistant powder coat
- Supports infection control practices

Security

- Key Lock available
- Self-closing drawers

Adaptable to any environment

- Ideal for areas with limited space
- Standalone or "NEST" under table
- Full-extension drawers
- Soft-touch closing drawers

Adapts to your workflow

- 31 Configurations of NESTCART
- Accommodates a variety of medical equipment



SITTING

30"



STANDING

36"



ADA

33"



STANDING

MCB03C3624LM-00



1 Door
24" Wide

MCB03C3624RM-00



1 Door Right
24" Wide

MCB00D3630M-00



3 Drawer Double Pull
30"

MCB03C3624LM-00



5 Drawer Single Pull
18" or 24" Wide

MCB03C3624RM-00



4 Drawer Double Pull

MCB03C3624LM-00



4 Drawer Single Pull
18", 24", 36" Wide

MCB51D3624M-00



4 Drawer Double Pull
30" Wide

MCB52D3630M-00



10 Drawer DoubleStack
18" Wide

MCB03C3624M-00



3 Drawer Single Pull
18" or 24" Wide

MCB03C3624M-00



1 Drawer 1 Door Left
24" Wide

MCB03C3624M-00



1 Drawer 1 Door Right
24" Wide

ADA

MCB30D3318M-00



**5 Drawer Double Pull
30" Wide**

MCB30D3324M-00



**4 Drawer Single Pull
24" Wide**

MCB00D3418LM-00



**3 Drawer Single Pull
18" or 24" Wide**

MCB30D3324M-00



**3 Drawer
18" or 24" Wide**

MCB32D3330M-00



**2 Drawer Double W/4
30" Wide**

MCB30D3318M-00



**4 Drawer Single Pull
18" or 24" Wide**

MCB30D3318M-00



**4 Drawer Single Pull
equal drawers 24" wide**

MCB30D3318M-00



**4 Drawer Single Pull
18" or 24" Wide**

MCB30D3318M-00



**5 Drawer Single Pull
18" or 24" Wide**

SITTING

MCB00D3018M-00



3 Drawer with Tray
18" or 24" Wide

MCB00D3030M-00



3 Drawer Double Pull
30" Wide





BY
KEWAUNEE®

THE NEWEST AND LARGEST HEALTHCARE STORAGE

At EVERHUTCH we're making vital products for the healthcare space. We provide you with **STORAGE WITH PURPOSE** that you need to organize and optimize your environment.

EVERHUTCH leverages more than a century of experience from Kewaunee, a recognized global leader in the design, manufacture, and installation of laboratory, healthcare, and technical furniture products.

A North Carolina based company founded in **1906**, **KEWAUNEE'S** history of quality products and scientific expertise empowers EVERHUTCH to provide you with healthcare solutions to deliver quality patient care. With a suite of products designed to meet the needs of both the modern healthcare setting and clinical lab space, flexibility and adjust ability are essential.

We've got you from start to finish. Our products are proudly made in the US under one roof, ensuring quality and reliability through the entire process.





KEWAUNEE
Scientific
Corporation



365,000 sqft of
WAREHOUSE SPACE

INDUSTRIES



PHARMACEUTICALS



BIOTECHNOLOGY



CHEMICAL



PETROLEUM



ELECTRONICS



HEALTHCARE



EDUCATION



FOOD & BEVERAGE



FRAGRANCE



MARINE RESEARCH



DEFENSE



FORENSICS

PRODUCTS

STEEL CASEWORK **WOOD CASEWORK**




ADAPTABLE LAB SYSTEMS



FUME HOODS



EPOXY RESIN



STAINLESS PROJECTS



LABORATORY PROJECTS





HEALTHCARE DIVISION BY
 **KEWAUNEE**
EST 1906.

