



**EVERHUTCH**

# CORE CART



**3 BAY**

**C3E**



STATESVILLE, NC

**KEWAUNEE®**  
**EVERHUTCH**

2700 W Front St, Statesville, NC 28677

Sales@**EVERHUTCH**.com



**EVERHUTCH**

# CORE CART

**3 BAY**

**# MCT301-XX-C3E (LH DIVIDER)**

**# MCT302-XX-C3E (RH DIVIDER)**

## PRODUCT DESCRIPTION

The cell storage system was specifically designed for use in the healthcare industry. This high-quality logistic system is ISO 3394 standardized and can be used in all departments of the hospital. Because of the adaptability of its components, this system allows customers to find the optimal solution that answers to their specific needs while saving up to 30% of space in comparison to more traditional shelving systems.

Available with multiple lock options, including keyed lock, electronic keypad, and electronic keypad with proximity card reader (two frequencies).

The cart is on four swivel locking casters for ease of movement and designed in a powder coated steel for efficient cleaning, and includes two side handles for easy maneuverability.

- Available heights 76"
- Key lock options
- Tempered glass doors

## KEY BENEFITS

### Maneuvers easily

- Customized solutions for Cath labs, IR labs and General Storage.
- Robust design
- Conforms to UL 60601
- 5" Locking swivel casters

### Customizable

- 21 Accessory packages available
- 29 Individual accessories available

### Adaptable to your workflow

- Adaptable as needs change with various accessory packages
- Interchangeable components with EVERHUTCH solutions
- Accommodates variety of medical equipment
- Configure your own custom CORE Cart



**# MCT301-XX-C3E (LH DIVIDER)**

## SPECIFICATIONS

- Height: 78.75" x Width: 54" x Depth: 27"
- Weight: 375 LB
- Caster Wheel 5"

### Certifications

- Conforms to UL 60601

### Finish

- Snow White Powder Coat

### Door Handles

- Powder Coated Steel

### Side Handles

- Brushed Aluminum

### Warranty

Refer to **EVERHUTCH.com** for complete warranty information.

**KEWAUNEE®**

**EVERHUTCH**

2700 W Front St, Statesville, NC 28677

Sales@**EVERHUTCH.com**



**EVERHUTCH**

# CORE CART

**3 BAY - LEFT DIVIDER**

**# MCT301-XX-C3E**

## ACCESSORIES


Tray 2" light gray MCT601 **1** cells



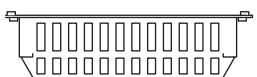
Tray 4" light gray MCT602 **5** cells



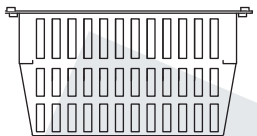
Tray 8" light gray MCT603 **4** cells



Basket 4" light gray MCT604 **0** cells




Basket 8" light gray MCT605 **0** cells



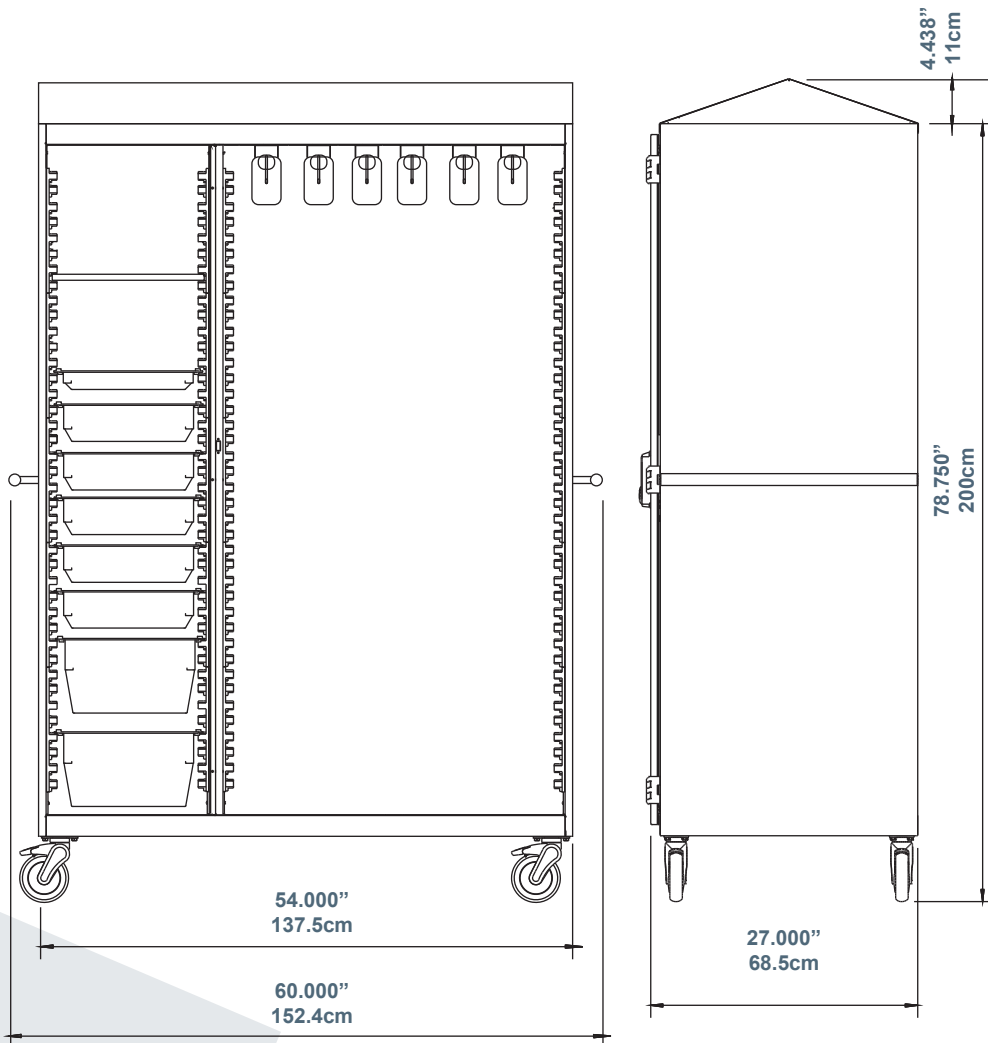

Cath Rack MCT617 **6** cells



Metal shelf 18" MCT618 **1** cells



Metal shelf 36" MCT619 **0** cells



## LOCK OPTION XX

- 01 DISCK LOCK, W/2 KEYS
- 02 KEYLESS ELECTRONIC KEYPAD
- 03 KEYLESS ELECTRONIC KEYPAD PROXIMITY CARD HID ACCESS
- 04 KEYLESS ELECTRONIC KEYPAD iCLASS HID ACCESS HIGH FREQ

## OPTIONS

Slope top MCT621 **0**



## HANDLE OPTION

- NO HANDLES (NO CODE NEEDED)
- H** BOTH HANDLES
- HR** RIGHT HANDLE ONLY
- HL** LEFT HANDLE ONLY

## PART NUMBER

**MCT301- - C3E**

Divider option Lock option Handle option Package option

PN Example: MCT301-01-HRG3E

**KEWAUNEE®  
EVERHUTCH**

2700 W Front St, Statesville, NC 28677

Sales@EVERHUTCH.com

PART#	QTY	DESCRIPTION
MCT606	3	MODUL-iT Divider - Light Gray 2" x 16"
MCT607	2	MODUL-iT Divider - Light Gray 2" x 24"
MCT610	20	MODUL-iT Divider - Light Gray 4" x 16"
MCT611	15	MODUL-iT Divider - Light Gray 4" x 24"
MCT612	8	MODUL-iT Divider - Light Gray 8" x 16"
MCT613	4	MODUL-iT Divider - Light Gray 8" x 24"
MCT614	20	Stop System
MCT615	10	Label Holder
MCT616	10	Card



**EVERHUTCH**


# CORE CART

**3 BAY - LEFT DIVIDER**

**# MCT302-XX-C3E**

## ACCESSORIES


Tray 2" light gray MCT601 **1** cells



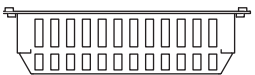
Tray 4" light gray MCT602 **5** cells




Tray 8" light gray MCT603 **2** cells



Basket 4" light gray MCT604 **0** cells




Basket 8" light gray MCT605 **0** cells



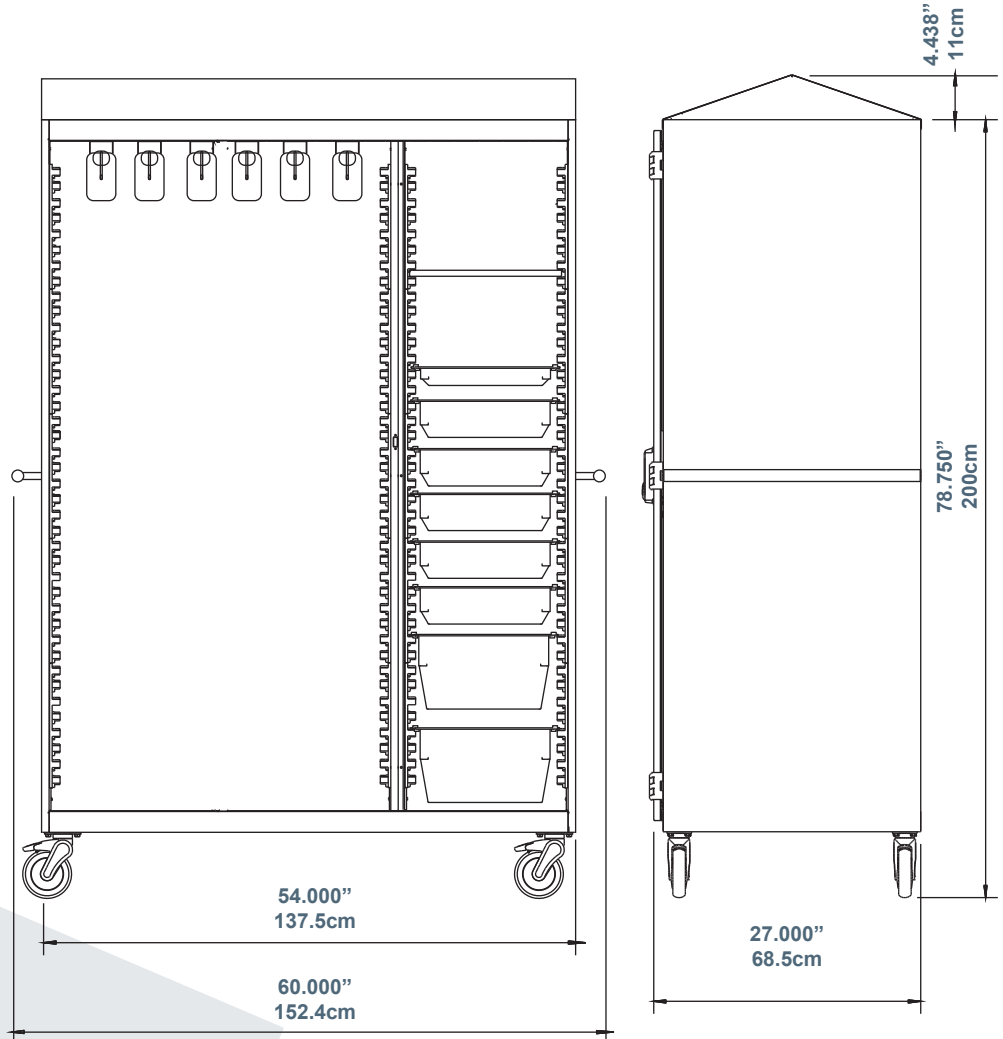

Cath Rack MCT617 **6** cells



Metal shelf 18" MCT618 **1** cells



Metal shelf 36" MCT619 **0** cells



## LOCK OPTION XX

- 01 DISCK LOCK, W/2 KEYS
- 02 KEYLESS ELECTRONIC KEYPAD
- 03 KEYLESS ELECTRONIC KEYPAD PROXIMITY CARD HID ACCESS
- 04 KEYLESS ELECTRONIC KEYPAD iCLASS HID ACCESS HIGH FREQ

## OPTIONS

Slope top MCT621 **0**



## HANDLE OPTION

- H NO HANDLES (NO CODE NEEDED)
- HR BOTH HANDLES
- HL RIGHT HANDLE ONLY
- HL LEFT HANDLE ONLY

## PART NUMBER

**MCT302- - C3E**

Divider option Lock option Handle option Package option

PN Example: MCT302-01-HRC3E

**KEWAUNEE®  
EVERHUTCH**

2700 W Front St, Statesville, NC 28677

Sales@EVERHUTCH.com

PART#	QTY	DESCRIPTION
MCT606	3	MODUL-iT Divider - Light Gray 2" x 16"
MCT607	2	MODUL-iT Divider - Light Gray 2" x 24"
MCT610	20	MODUL-iT Divider - Light Gray 4" x 16"
MCT611	15	MODUL-iT Divider - Light Gray 4" x 24"
MCT612	8	MODUL-iT Divider - Light Gray 8" x 16"
MCT613	4	MODUL-iT Divider - Light Gray 8" x 24"
MCT614	20	Stop System
MCT615	10	Label Holder
MCT616	10	Card