



EVERHUTCH

CORE CART



3 BAY

**302
RIGHT DIVIDER**

 STATESVILLE, NC

KEWAUNEE®
EVERHUTCH
2700 W Front St, Statesville, NC 28677

Sales@**EVERHUTCH**.com



EVERHUTCH

CORE CART

3 BAY

MCT302-XX

PRODUCT DESCRIPTION

The cell storage system was specifically designed for use in the healthcare industry. This high-quality logistic system is ISO 3394 standardized and can be used in all departments of the hospital. Because of the adaptability of its components, this system allows customers to find the optimal solution that answers to their specific needs while saving up to 30% of space in comparison to more traditional shelving systems.

Available with multiple lock options, including keyed lock, electronic keypad, and electronic keypad with proximity card reader (two frequencies).

The cart is on four swivel locking casters for ease of movement and designed in a powder coated steel for efficient cleaning, and includes two side handles for easy maneuverability.

- Available heights 76"
- Key lock options
- Tempered glass doors

KEY BENEFITS

Maneuvers easily

- Customized solutions for Cath labs, IR labs and General Storage.
- Robust design
- Conforms to UL 60601
- 5" Locking swivel casters

Customizable

- 21 Accessory packages available
- 29 Individual accessories available

Adaptable to your workflow

- Adaptable as needs change with various accessory packages
- Interchangeable components with EVERHUTCH solutions
- Accommodates variety of medical equipment
- Configure your own custom CORE Cart



SPECIFICATIONS

- Height: 78.75" x Width: 36" x Depth: 27"
- Weight: 375 LB
- Caster Wheel 5"

Certifications

- Conforms to UL 60601

Finish

- Snow White Powder Coat

Door Handles

- Brushed Stainless Steel

Side Handles

- Brushed Aluminum

Warranty

Refer to **EVERHUTCH.com** for complete warranty information.

KEWAUNEE®
EVERHUTCH

2700 W Front St, Statesville, NC 28677

Sales@**EVERHUTCH.com**



EVERHUTCH

CORE CART

3 BAY - RIGHT DIVIDER

MCT302-XX

ACCESSORIES


Tray 2" light gray MCT601 QTY



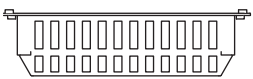
Tray 4" light gray MCT602 QTY




Tray 8" light gray MCT603 QTY



Basket 4" light gray MCT604 cells




Basket 8" light gray MCT605 cells



Cath Rack MCT617 cells

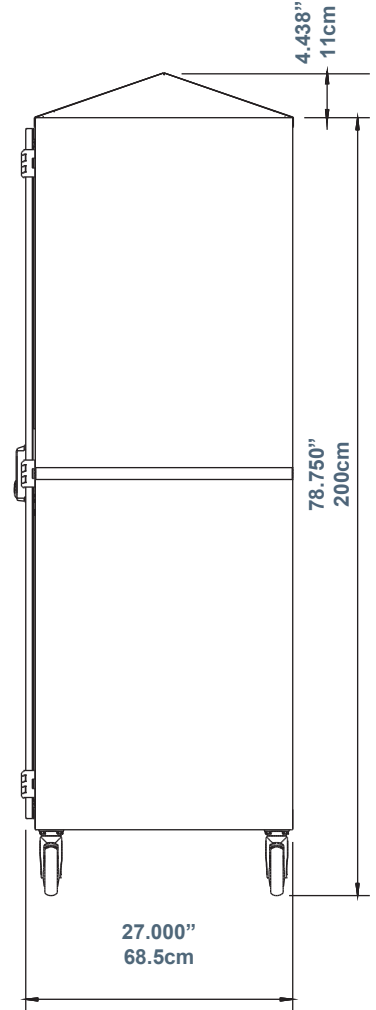
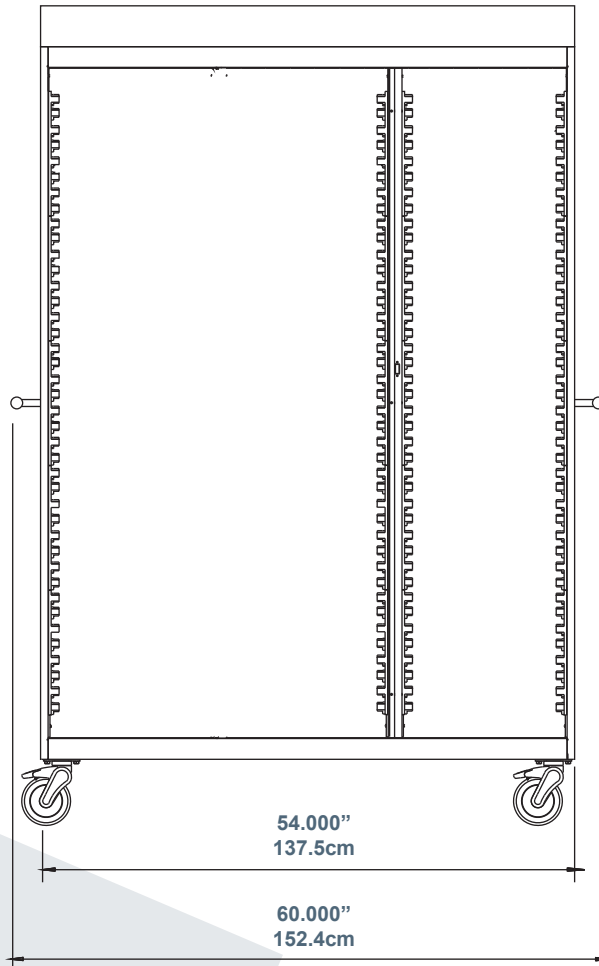


Metal shelf 18" MCT618 cells



Metal shelf 36" MCT619 cells

PART#	QTY	DESCRIPTION
MCT606	0	MODUL-iT Divider - Light Gray 2" x 16"
MCT607	0	MODUL-iT Divider - Light Gray 2" x 24"
MCT610	0	MODUL-iT Divider - Light Gray 4" x 16"
MCT611	0	MODUL-iT Divider - Light Gray 4" x 24"
MCT612	0	MODUL-iT Divider - Light Gray 8" x 16"
MCT613	0	MODUL-iT Divider - Light Gray 8" x 24"
MCT614	0	Stop System
MCT615	0	Label Holder
MCT616	0	Card



LOCK OPTION XX

- 01 DISCK LOCK, W/2 KEYS
- 02 KEYLESS ELECTRONIC KEYPAD
- 03 KEYLESS ELECTRONIC KEYPAD PROXIMITY CARD HID ACCESS
- 04 KEYLESS ELECTRONIC KEYPAD iCLASS HID ACCESS HIGH FREQ

OPTIONS

Slope top MCT621



HANDLE OPTION

- NO HANDLES (NO CODE NEEDED)
- H BOTH HANDLES
- HR RIGHT HANDLE ONLY
- HL LEFT HANDLE ONLY

PART NUMBER

MCT302- _____

Divider option Lock option Handle option Package option

PN Example: MCT302-01-HR

**KEWAUNEE®
EVERHUTCH**

2700 W Front St, Statesville, NC 28677

Sales@EVERHUTCH.com