



EVERHUTCH

CORE BENCH



2 BAY

G20



STATESVILLE, NC

KEWAUNEE®
EVERHUTCH

2700 W Front St, Statesville, NC 28677

Sales@**EVERHUTCH**.com



EVERHUTCH

CORE BENCH

2 BAY


G20

PRODUCT DESCRIPTION

This procedure back-table bench brings surgical supplies to the point of care, increasing procedure efficiency and maximizing your procedure room storage. These cabinets can store peel packs, disposables, and other essentials right where you need them at the point of care.

The CORE BENCH was designed specifically for use in the healthcare industry. This high-quality logistic system is ISO 3394 standardized and can be used in all departments of the hospital. Work top options include ¾" thick Stainless Steel or Phenolic, perfect for durability and infection control. The storage accepts the same tray system from CORE CART.

- Key lock options
- Tempered glass doors
- Compatible with CORE CART shelving system



KEY BENEFITS

Maneuvers easily

- Customized solutions for Cath labs, IR labs and General Storage.
- Robust design
- Conforms to UL 60601
- 5" Locking swivel casters

Customizable

- 21 Accessory packages available
- 29 Individual accessories available
- Handle configurations
- 2 Work top options

Adaptable to your workflow

- Adaptable as needs change with various accessory packages
- Interchangeable components with EVERHUTCH solutions
- Accommodates variety of medical equipment
- Configure your own custom CORE BENCH

SPECIFICATIONS

- Height: 41" x Width: 42" x Depth: 30"
- Weight: 250 LB
- Caster Wheel 5"

Certifications

- Conforms to UL 60601

Finish

- Snow White Powder Coat

Side Handles

- Brushed Aluminum

Warranty

Refer to **EVERHUTCH.com** for complete warranty information.

KEWAUNEE®

EVERHUTCH

2700 W Front St, Statesville, NC 28677

Sales@**EVERHUTCH.com**



EVERHUTCH


CORE BENCH

2 BAY

G20

ACCESSORIES


Tray 2" light gray MCT601 **8** QTY



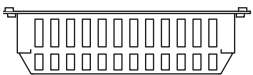
Tray 4" light gray MCT602 **0** QTY




Tray 8" light gray MCT603 **0** QTY



Basket 4" Light Gray MCT604 **2** QTY



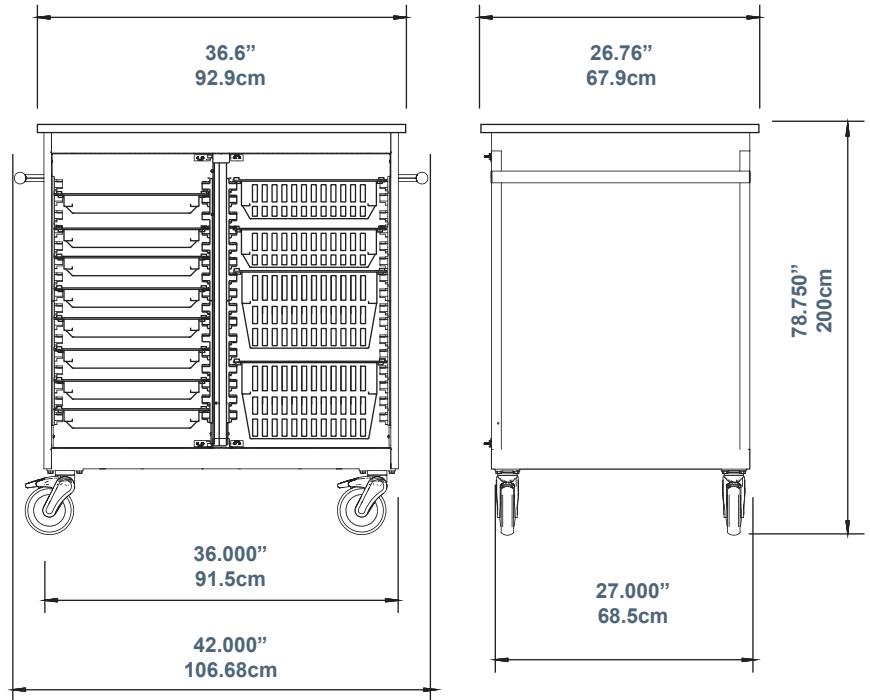
Basket 8" Light Gray MCT605 **2** QTY



Metal shelf 18" MCT618 **0** QTY



PART#	QTY	DESCRIPTION
MCT606	24	MODUL-iT Divider - Light Gray 2" x 16"
MCT607	16	MODUL-iT Divider - Light Gray 2" x 24"
MCT610	6	MODUL-iT Divider - Light Gray 4" x 16"
MCT611	4	MODUL-iT Divider - Light Gray 4" x 24"
MCT612	4	MODUL-iT Divider - Light Gray 8" x 16"
MCT613	2	MODUL-iT Divider - Light Gray 8" x 24"
MCT614	24	Stop System
MCT615	12	Label Holder
MCT616	12	Card



TOP OPTIONS

Stainless Steel 3/4" SS **0**

Phenolic 3/4" PH **0**

White with black core

LOCK OPTION -XX-

- 01- DISC LOCK, W/ 2 KEYS
- 02- KEYLESS ELECTRONIC KEYPAD
- 03- KEYLESS ELECTRONIC KEYPAD PROXIMITY CARD HID ACCESS
- 04- KEYLESS ELECTRONIC KEYPAD iCLASS HID ACCESS HIGH FREQ

HANDLE OPTION

- NO HANDLES (NO CODE NEEDED)
- H** BOTH HANDLES
- HR** RIGHT HANDLE ONLY
- HL** LEFT HANDLE ONLY

PART NUMBER

MBN201- _____ **G20**

Lock option Handle option Top option Package option

PN Example: MBN201-01-HRSSG2N

KEWAUNEE®
EVERHUTCH

2700 W Front St, Statesville, NC 28677

Sales@EVERHUTCH.com