



**EVERHUTCH**

# CORE BENCH



**2 BAY**

**G2M**



STATESVILLE, NC

**KEWAUNEE®**

**EVERHUTCH**

2700 W Front St, Statesville, NC 28677

Sales@**EVERHUTCH**.com



**EVERHUTCH**

# CORE BENCH

**2 BAY**


**G2M**

## PRODUCT DESCRIPTION

This procedure back-table bench brings surgical supplies to the point of care, increasing procedure efficiency and maximizing your procedure room storage. These cabinets can store peel packs, disposables, and other essentials right where you need them at the point of care.

The CORE BENCH was designed specifically for use in the healthcare industry. This high-quality logistic system is ISO 3394 standardized and can be used in all departments of the hospital. Work top options include  $\frac{3}{4}$ " thick Stainless Steel or Phenolic, perfect for durability and infection control. The storage accepts the same tray system from CORE CART.

- Key lock options
- Tempered glass doors
- Compatible with CORE CART shelving system



## KEY BENEFITS

### Maneuvers easily

- Customized solutions for Cath labs, IR labs and General Storage.
- Robust design
- Conforms to UL 60601
- (2) 5" swivel casters and (2) 5" Locking casters

### Customizable

- 21 Accessory packages available
- 29 Individual accessories available
- 2 Work top options

### Adaptable to your workflow

- Adaptable as needs change with various accessory packages
- Interchangeable components with EVERHUTCH solutions
- Accommodates variety of medical equipment
- Configure your own custom CORE BENCH

## SPECIFICATIONS

- Height: 41" x Width: 42" x Depth: 30"
- Weight: 250 LB
- Caster Wheel 5"

### Certifications

- Conforms to UL 60601

### Finish

- Snow White Powder Coat

### Side Handles

- Brushed Aluminum

### Warranty

Refer to **EVERHUTCH.com** for complete warranty information.

**KEWAUNEE®**

**EVERHUTCH**

2700 W Front St, Statesville, NC 28677

Sales@**EVERHUTCH.com**



**EVERHUTCH**


# CORE BENCH

**2 BAY**

**G2M**

## ACCESSORIES


Tray 2" light gray MCT601  QTY



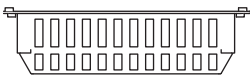
Tray 4" light gray MCT602  QTY




Tray 8" light gray MCT603  QTY



Basket 4" Light Gray MCT604  QTY



Basket 8" Light Gray MCT605  QTY



Metal shelf 18" MCT618  QTY

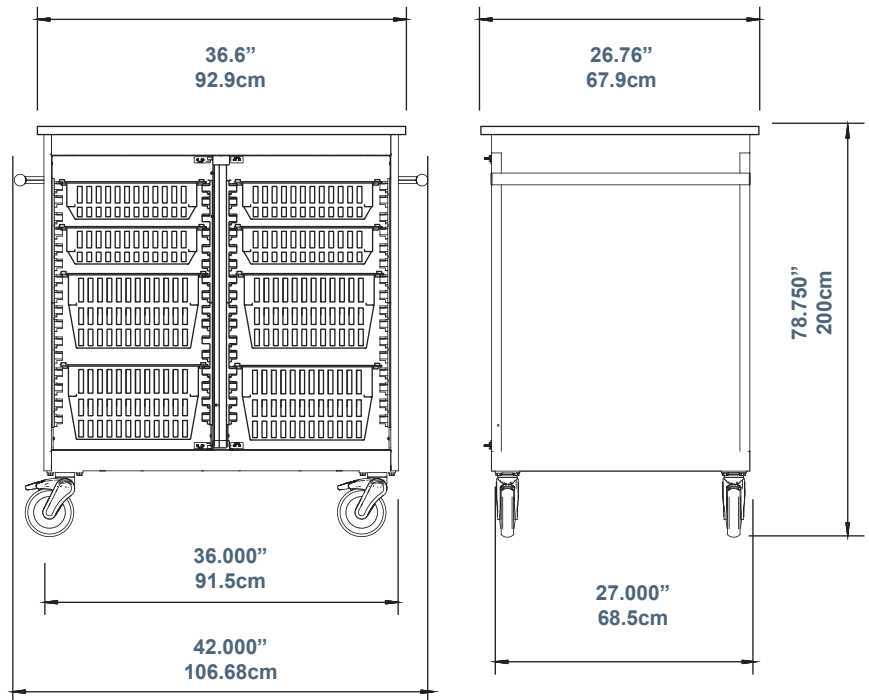


PART#	QTY	DESCRIPTION
MCT606	0	MODUL-iT Divider - Light Gray 2" x 16"
MCT607	0	MODUL-iT Divider - Light Gray 2" x 24"
MCT610	12	MODUL-iT Divider - Light Gray 4" x 16"
MCT611	8	MODUL-iT Divider - Light Gray 4" x 24"
MCT612	8	MODUL-iT Divider - Light Gray 8" x 16"
MCT613	4	MODUL-iT Divider - Light Gray 8" x 24"
MCT614	24	Stop System
MCT615	12	Label Holder
MCT616	12	Card

## HANDLE OPTION

H  
HR  
HL

NO HANDLES (NO CODE NEEDED)  
BOTH HANDLES  
RIGHT HANDLE ONLY  
LEFT HANDLE ONLY



## TOP OPTIONS

Stainless Steel 3/4" SS

Phenolic 3/4" PH

White with black core

## LOCK OPTION -XX-

- 01- DISCK LOCK, W/2 KEYS
- 02- KEYLESS ELECTRONIC KEYPAD
- 03- KEYLESS ELECTRONIC KEYPAD PROXIMITY CARD HID ACCESS
- 04- KEYLESS ELECTRONIC KEYPAD iCLASS HID ACCESS HIGH FREQ

## PART NUMBER

**MBN201-**  **-**  **G2M**

Lock option Handle option Top option Package option

PN Example: MBN201-01-HRSSG2N

**KEWAUNEE®**  
**EVERHUTCH**

2700 W Front St, Statesville, NC 28677

Sales@EVERHUTCH.com



**EVERHUTCH**

# CORE BENCH



**2 BAY**

**G2N**



STATESVILLE, NC

**KEWAUNEE®**  
**EVERHUTCH**

2700 W Front St, Statesville, NC 28677

Sales@**EVERHUTCH**.com



**EVERHUTCH**

# CORE BENCH

**2 BAY**

**G2N**

## PRODUCT DESCRIPTION

This procedure back-table bench brings surgical supplies to the point of care, increasing procedure efficiency and maximizing your procedure room storage. These cabinets can store peel packs, disposables, and other essentials right where you need them at the point of care.

The CORE BENCH was designed specifically for use in the healthcare industry. This high-quality logistic system is ISO 3394 standardized and can be used in all departments of the hospital. Work top options include  $\frac{3}{4}$ " thick Stainless Steel or Phenolic, perfect for durability and infection control. The storage accepts the same tray system from CORE CART.

- Key lock options
- Tempered glass doors
- Compatible with CORE CART shelving system



## KEY BENEFITS

### Maneuvers easily

- Customized solutions for Cath labs, IR labs and General Storage.
- Robust design
- Conforms to UL 60601
- 5" Locking swivel casters

### Customizable

- 21 Accessory packages available
- 29 Individual accessories available
- Handle configurations
- 2 Work top options

### Adaptable to your workflow

- Adaptable as needs change with various accessory packages
- Interchangeable components with EVERHUTCH solutions
- Accommodates variety of medical equipment
- Configure your own custom CORE BENCH

## SPECIFICATIONS

- Height: 41" x Width: 42" x Depth: 30"
- Weight: 250 LB
- Caster Wheel 5"

### Certifications

- Conforms to UL 60601

### Finish

- Snow White Powder Coat

### Side Handles

- Brushed Aluminum

### Warranty

Refer to **EVERHUTCH.com** for complete warranty information.

**KEWAUNEE®**



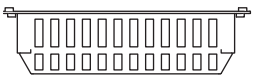

**EVERHUTCH**

2700 W Front St, Statesville, NC 28677

Sales@**EVERHUTCH.com**

**EVERHUTCH**

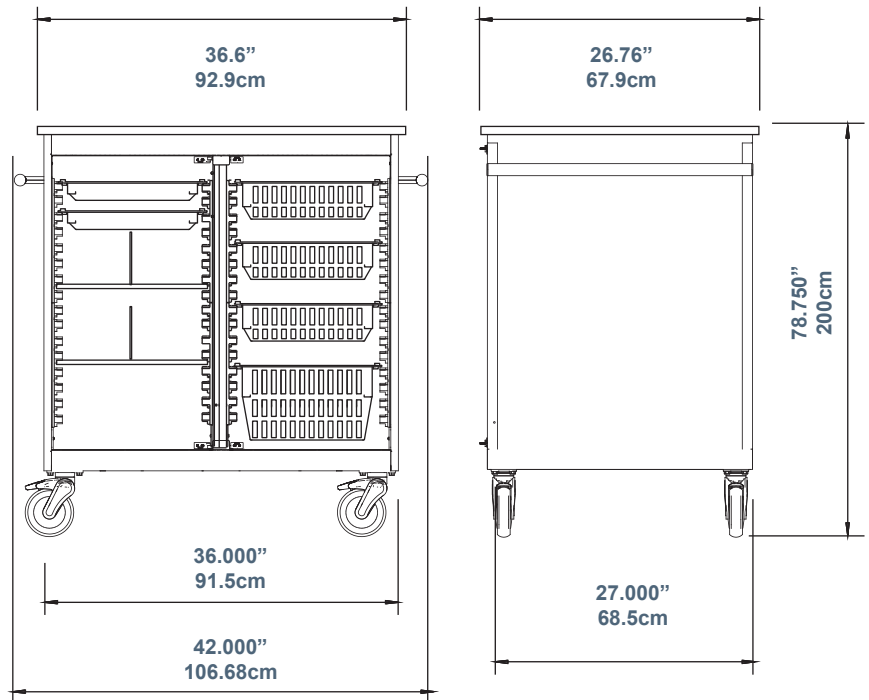
# CORE BENCH

**2 BAY****G2N****ACCESSORIES**Tray 2" light gray MCT601 **2** QTYTray 4" light gray MCT602 **0** QTYTray 8" light gray MCT603 **0** QTYBasket 4" Light Gray MCT604 **3** QTYBasket 8" Light Gray MCT605 **1** QTYMetal shelf 18" MCT618 **2** QTY

PART#	QTY	DESCRIPTION
MCT606	6	MODUL-iT Divider - Light Gray 2" x 16"
MCT607	4	MODUL-iT Divider - Light Gray 2" x 24"
MCT610	9	MODUL-iT Divider - Light Gray 4" x 16"
MCT611	6	MODUL-iT Divider - Light Gray 4" x 24"
MCT612	2	MODUL-iT Divider - Light Gray 8" x 16"
MCT613	1	MODUL-iT Divider - Light Gray 8" x 24"
MCT614	12	Stop System
MCT615	6	Label Holder
MCT616	6	Card

**HANDLE OPTION**

H	NO HANDLES (NO CODE NEEDED)
HR	BOTH HANDLES
HL	RIGHT HANDLE ONLY
HL	LEFT HANDLE ONLY

**TOP OPTIONS**Stainless Steel 3/4" SS **0**Phenolic 3/4" PH **0**

White with black core

**LOCK OPTION -XX-**

- 01- DISC LOCK, W/ 2 KEYS
- 02- KEYLESS ELECTRONIC KEYPAD
- 03- KEYLESS ELECTRONIC KEYPAD PROXIMITY CARD HID ACCESS
- 04- KEYLESS ELECTRONIC KEYPAD iCLASS HID ACCESS HIGH FREQ

**PART NUMBER****MBN201- - G2N**

Lock option Handle option Top option Package option

PN Example: MBN201-01-HRSSG2N

**KEWAUNEE®  
EVERHUTCH**

2700 W Front St, Statesville, NC 28677

Sales@EVERHUTCH.com



**EVERHUTCH**

# CORE BENCH



**2 BAY**

**G20**



STATESVILLE, NC

**KEWAUNEE®**  
**EVERHUTCH**

2700 W Front St, Statesville, NC 28677

Sales@**EVERHUTCH**.com



**EVERHUTCH**

# CORE BENCH

**2 BAY**


**G20**

## PRODUCT DESCRIPTION

This procedure back-table bench brings surgical supplies to the point of care, increasing procedure efficiency and maximizing your procedure room storage. These cabinets can store peel packs, disposables, and other essentials right where you need them at the point of care.

The CORE BENCH was designed specifically for use in the healthcare industry. This high-quality logistic system is ISO 3394 standardized and can be used in all departments of the hospital. Work top options include  $\frac{3}{4}$ " thick Stainless Steel or Phenolic, perfect for durability and infection control. The storage accepts the same tray system from CORE CART.

- Key lock options
- Tempered glass doors
- Compatible with CORE CART shelving system



## KEY BENEFITS

### Maneuvers easily

- Customized solutions for Cath labs, IR labs and General Storage.
- Robust design
- Conforms to UL 60601
- 5" Locking swivel casters

### Customizable

- 21 Accessory packages available
- 29 Individual accessories available
- Handle configurations
- 2 Work top options

### Adaptable to your workflow

- Adaptable as needs change with various accessory packages
- Interchangeable components with EVERHUTCH solutions
- Accommodates variety of medical equipment
- Configure your own custom CORE BENCH

## SPECIFICATIONS

- Height: 41" x Width: 42" x Depth: 30"
- Weight: 250 LB
- Caster Wheel 5"

### Certifications

- Conforms to UL 60601

### Finish

- Snow White Powder Coat

### Side Handles

- Brushed Aluminum

### Warranty

Refer to **EVERHUTCH.com** for complete warranty information.

**KEWAUNEE®**

**EVERHUTCH**



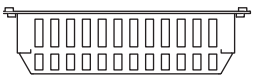

2700 W Front St, Statesville, NC 28677

Sales@**EVERHUTCH.com**



**EVERHUTCH**

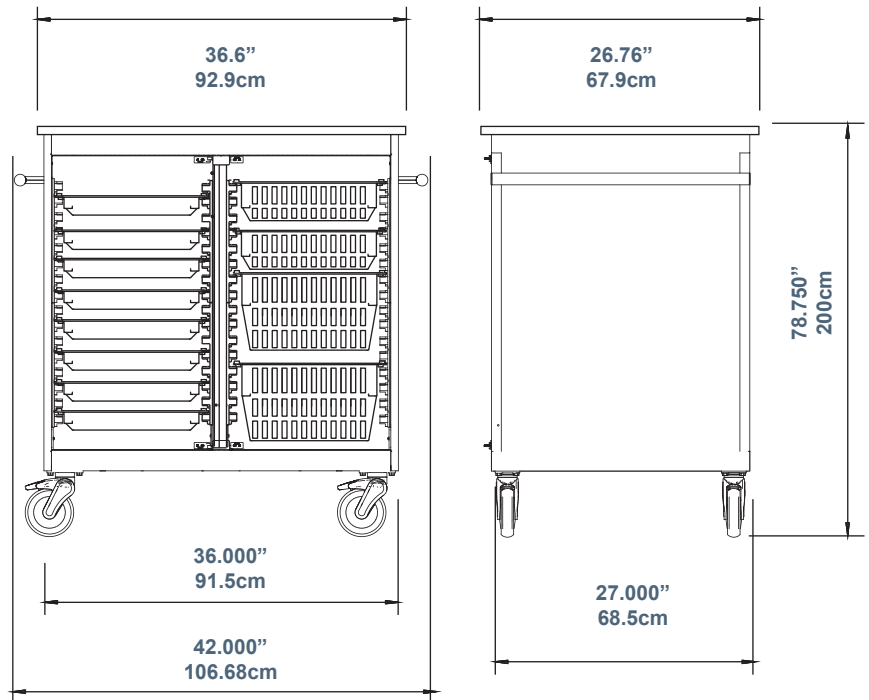
# CORE BENCH

**2 BAY****G20****ACCESSORIES**Tray 2" light gray MCT601 **8** QTYTray 4" light gray MCT602 **0** QTYTray 8" light gray MCT603 **0** QTYBasket 4" Light Gray MCT604 **2** QTYBasket 8" Light Gray MCT605 **2** QTYMetal shelf 18" MCT618 **0** QTY

PART#	QTY	DESCRIPTION
MCT606	24	MODUL-iT Divider - Light Gray 2" x 16"
MCT607	16	MODUL-iT Divider - Light Gray 2" x 24"
MCT610	6	MODUL-iT Divider - Light Gray 4" x 16"
MCT611	4	MODUL-iT Divider - Light Gray 4" x 24"
MCT612	4	MODUL-iT Divider - Light Gray 8" x 16"
MCT613	2	MODUL-iT Divider - Light Gray 8" x 24"
MCT614	24	Stop System
MCT615	12	Label Holder
MCT616	12	Card

**HANDLE OPTION**

H	NO HANDLES (NO CODE NEEDED)
HR	BOTH HANDLES
HL	RIGHT HANDLE ONLY
HL	LEFT HANDLE ONLY

**TOP OPTIONS**Stainless Steel 3/4" SS **0**Phenolic 3/4" PH **0**

White with black core

**LOCK OPTION -XX-**

- 01- DISC LOCK, W/ 2 KEYS
- 02- KEYLESS ELECTRONIC KEYPAD
- 03- KEYLESS ELECTRONIC KEYPAD PROXIMITY CARD HID ACCESS
- 04- KEYLESS ELECTRONIC KEYPAD iCLASS HID ACCESS HIGH FREQ

**PART NUMBER****MBN201- - G20**

Lock option Handle option Top option Package option

PN Example: MBN201-01-HRSSG2N



**EVERHUTCH**

# CORE BENCH



**2 BAY**

**G2P**



STATESVILLE, NC

**KEWAUNEE®**  
**EVERHUTCH**

2700 W Front St, Statesville, NC 28677

Sales@**EVERHUTCH**.com



**EVERHUTCH**

# CORE BENCH

**2 BAY**

**G2P**

## PRODUCT DESCRIPTION

This procedure back-table bench brings surgical supplies to the point of care, increasing procedure efficiency and maximizing your procedure room storage. These cabinets can store peel packs, disposables, and other essentials right where you need them at the point of care.

The CORE BENCH was designed specifically for use in the healthcare industry. This high-quality logistic system is ISO 3394 standardized and can be used in all departments of the hospital. Work top options include  $\frac{3}{4}$ " thick Stainless Steel or Phenolic, perfect for durability and infection control. The storage accepts the same tray system from CORE CART.

- Key lock options
- Tempered glass doors
- Compatible with CORE CART shelving system



## KEY BENEFITS

### Maneuvers easily

- Customized solutions for Cath labs, IR labs and General Storage.
- Robust design
- Conforms to UL 60601
- 5" Locking swivel casters

### Customizable

- 21 Accessory packages available
- 29 Individual accessories available
- Handle configurations
- 2 Work top options

### Adaptable to your workflow

- Adaptable as needs change with various accessory packages
- Interchangeable components with EVERHUTCH solutions
- Accommodates variety of medical equipment
- Configure your own custom CORE BENCH

## SPECIFICATIONS

- Height: 41" x Width: 42" x Depth: 30"
- Weight: 250 LB
- Caster Wheel 5"

### Certifications

- Conforms to UL 60601

### Finish

- Snow White Powder Coat

### Side Handles

- Brushed Aluminum

### Warranty

Refer to **EVERHUTCH.com** for complete warranty information.

**KEWAUNEE®**



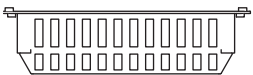

**EVERHUTCH**

2700 W Front St, Statesville, NC 28677

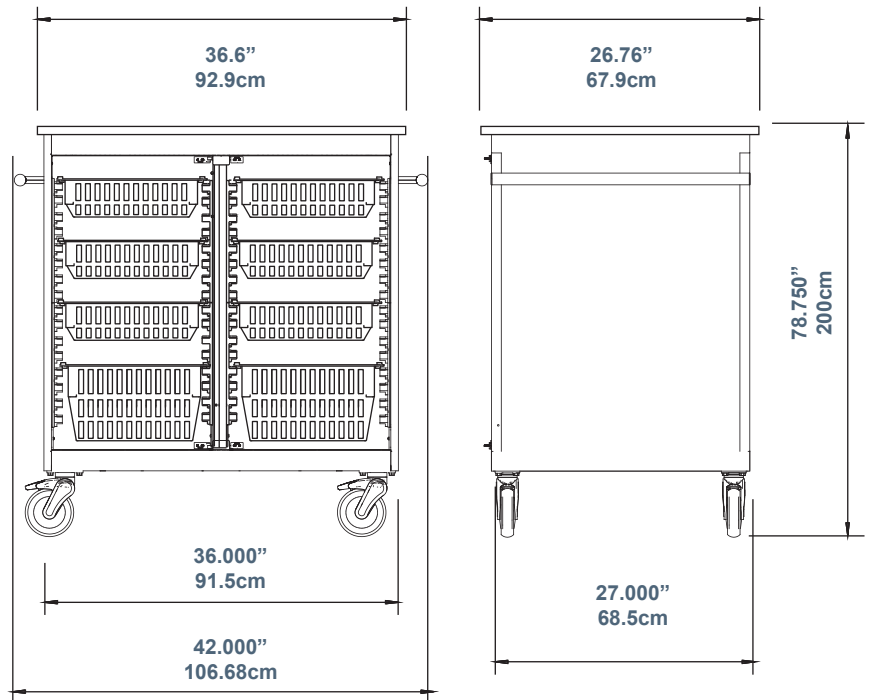
Sales@**EVERHUTCH.com**

**EVERHUTCH**

# CORE BENCH

**2 BAY****G2P****ACCESSORIES**Tray 2" light gray MCT601 **0** QTYTray 4" light gray MCT602 **0** QTYTray 8" light gray MCT603 **0** QTYBasket 4" Light Gray MCT604 **6** QTYBasket 8" Light Gray MCT605 **2** QTYMetal shelf 18" MCT618 **2** QTY

PART#	QTY	DESCRIPTION
MCT606	0	MODUL-iT Divider - Light Gray 2" x 16"
MCT607	0	MODUL-iT Divider - Light Gray 2" x 24"
MCT610	18	MODUL-iT Divider - Light Gray 4" x 16"
MCT611	12	MODUL-iT Divider - Light Gray 4" x 24"
MCT612	4	MODUL-iT Divider - Light Gray 8" x 16"
MCT613	2	MODUL-iT Divider - Light Gray 8" x 24"
MCT614	16	Stop System
MCT615	8	Label Holder
MCT616	8	Card

**HANDLE OPTION**H  
HR  
HLNO HANDLES (NO CODE NEEDED)  
BOTH HANDLES  
RIGHT HANDLE ONLY  
LEFT HANDLE ONLY**TOP OPTIONS**Stainless Steel 3/4" SS **0**Phenolic 3/4" PH **0**

White with black core

**LOCK OPTION -XX-**

- 01- DISC LOCK, W/ 2 KEYS
- 02- KEYLESS ELECTRONIC KEYPAD
- 03- KEYLESS ELECTRONIC KEYPAD PROXIMITY CARD HID ACCESS
- 04- KEYLESS ELECTRONIC KEYPAD iCLASS HID ACCESS HIGH FREQ

**PART NUMBER****MBN201-** **G2P**

Lock option Handle option Top option Package option

PN Example: MBN201-01-HRSSG2N

**KEWAUNEE®**  
**EVERHUTCH**

2700 W Front St, Statesville, NC 28677

Sales@EVERHUTCH.com



**EVERHUTCH**

# CORE BENCH



**1 BAY**

**S2E**



STATESVILLE, NC

**KEWAUNEE®**  
**EVERHUTCH**

2700 W Front St, Statesville, NC 28677

Sales@**EVERHUTCH**.com



**EVERHUTCH**

# CORE BENCH

**2 BAY**

**S2E**

## PRODUCT DESCRIPTION

This procedure back-table bench brings surgical supplies to the point of care, increasing procedure efficiency and maximizing your procedure room storage. These cabinets can store peel packs, disposables, and other essentials right where you need them at the point of care.

The CORE BENCH was designed specifically for use in the healthcare industry. This high-quality logistic system is ISO 3394 standardized and can be used in all departments of the hospital. Work top options include  $\frac{3}{4}$ " thick Stainless Steel or Phenolic, perfect for durability and infection control. The storage accepts the same tray system from CORE CART.

- Key lock options
- Tempered glass doors
- Compatible with CORE CART shelving system



## KEY BENEFITS

### Maneuvers easily

- Customized solutions for Cath labs, IR labs and General Storage.
- Robust design
- Conforms to UL 60601
- 5" Locking swivel casters

### Customizable

- 21 Accessory packages available
- 29 Individual accessories available
- Handle configurations
- 2 Work top options

### Adaptable to your workflow

- Adaptable as needs change with various accessory packages
- Interchangeable components with EVERHUTCH solutions
- Accommodates variety of medical equipment
- Configure your own custom CORE BENCH

## SPECIFICATIONS

- Height: 78.75" x Width: 36" x Depth: 27"
- Weight: 275 LB
- Caster Wheel 5"

### Certifications

- Conforms to UL 60601

### Finish

- Snow White Powder Coat

### Side Handles

- Brushed Aluminum

### Warranty

Refer to **EVERHUTCH.com** for complete warranty information.

**KEWAUNEE®**



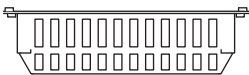
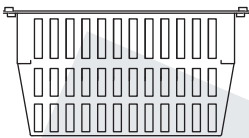
**EVERHUTCH**

2700 W Front St, Statesville, NC 28677

Sales@**EVERHUTCH.com**

**EVERHUTCH**

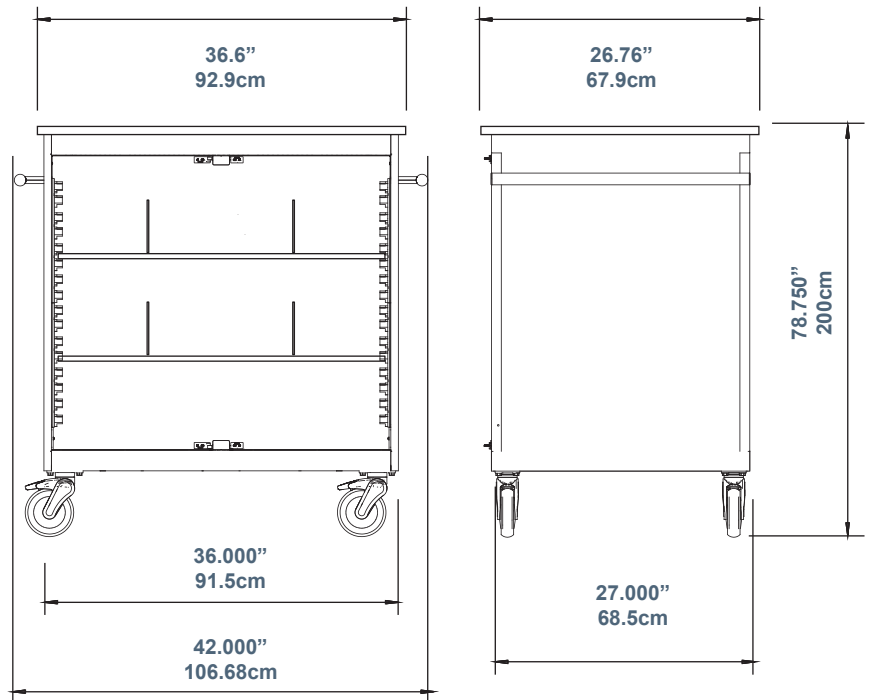
# CORE BENCH

**1 BAY****S2E****ACCESSORIES**Tray 2" light gray MCT601  QTYTray 4" light gray MCT602  QTYTray 8" light gray MCT603  QTYBasket 4" Light Gray MCT604  QTYBasket 8" Light Gray MCT605  QTYMetal shelf 18" MCT618  QTY

PART#	QTY	DESCRIPTION
MCT606	0	MODUL-iT Divider - Light Gray 2" x 16"
MCT607	0	MODUL-iT Divider - Light Gray 2" x 24"
MCT610	0	MODUL-iT Divider - Light Gray 4" x 16"
MCT611	0	MODUL-iT Divider - Light Gray 4" x 24"
MCT612	0	MODUL-iT Divider - Light Gray 8" x 16"
MCT613	0	MODUL-iT Divider - Light Gray 8" x 24"
MCT614	0	Stop System
MCT615	0	Label Holder
MCT616	0	Card

**HANDLE OPTION**

H	NO HANDLES
HR	BOTH HANDLES
HL	RIGHT HANDLE ONLY
HL	LEFT HANDLE ONLY

**TOP OPTIONS**Stainless Steel 3/4" SS Phenolic 3/4" PH **LOCK OPTION -XX-**

- 01- DISC LOCK, W/ 2 KEYS
- 02- KEYLESS ELECTRONIC KEYPAD
- 03- KEYLESS ELECTRONIC KEYPAD PROXIMITY CARD HID ACCESS
- 04- KEYLESS ELECTRONIC KEYPAD iCLASS HID ACCESS HIGH FREQ

**PART NUMBER****MBN201- - S2E**

Lock option Handle option Top option Package option

PN Example: MBN201-01-HRSSG2N

# CONFIGURATIONS