



EVERHUTCH

CORE CART



2 BAY

G2K

 STATESVILLE, NC

KEWAUNEE®
EVERHUTCH
2700 W Front St, Statesville, NC 28677

Sales@**EVERHUTCH**.com



EVERHUTCH

CORE CART

2 BAY

MCT200-XX-G2K

PRODUCT DESCRIPTION

The cell storage system was specifically designed for use in the healthcare industry. This high-quality logistic system is ISO 3394 standardized and can be used in all departments of the hospital. Because of the adaptability of its components, this system allows customers to find the optimal solution that answers to their specific needs while saving up to 30% of space in comparison to more traditional shelving systems.

Available with multiple lock options, including keyed lock, electronic keypad, and electronic keypad with proximity card reader (two frequencies).

The cart is on four swivel locking casters for ease of movement and designed in a powder coated steel for efficient cleaning, and includes two side handles for easy maneuverability.

- Available heights 76"
- Key lock options
- Tempered glass doors

KEY BENEFITS

Maneuvers easily

- Customized solutions for Cath labs, IR labs and General Storage.
- Robust design
- Conforms to UL 60601
- 5" Locking swivel casters

Customizable

- 21 Accessory packages available
- 29 Individual accessories available

Adaptable to your workflow

- Adaptable as needs change with various accessory packages
- Interchangeable components with EVERHUTCH solutions
- Accommodates variety of medical equipment
- Configure your own custom CORE Cart



SPECIFICATIONS

- Height: 78.75" x Width: 36" x Depth: 27"
- Weight: 275 LB
- Caster Wheel 5"

Certifications

- Conforms to UL 60601

Finish

- Snow White Powder Coat

Door Handles

- Brushed Stainless Steel

Side Handles

- Brushed Aluminum

Warranty

Refer to **EVERHUTCH.com** for complete warranty information.



EVERHUTCH

CORE CART

2 BAY

MCT201-XX-G2K

ACCESSORIES


Tray 2" light gray MCT601 **2** QTY



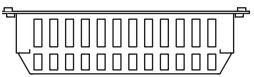
Tray 4" light gray MCT602 **3** QTY




Tray 8" light gray MCT603 **1** QTY



Basket 4" light gray MCT604 **2** QTY



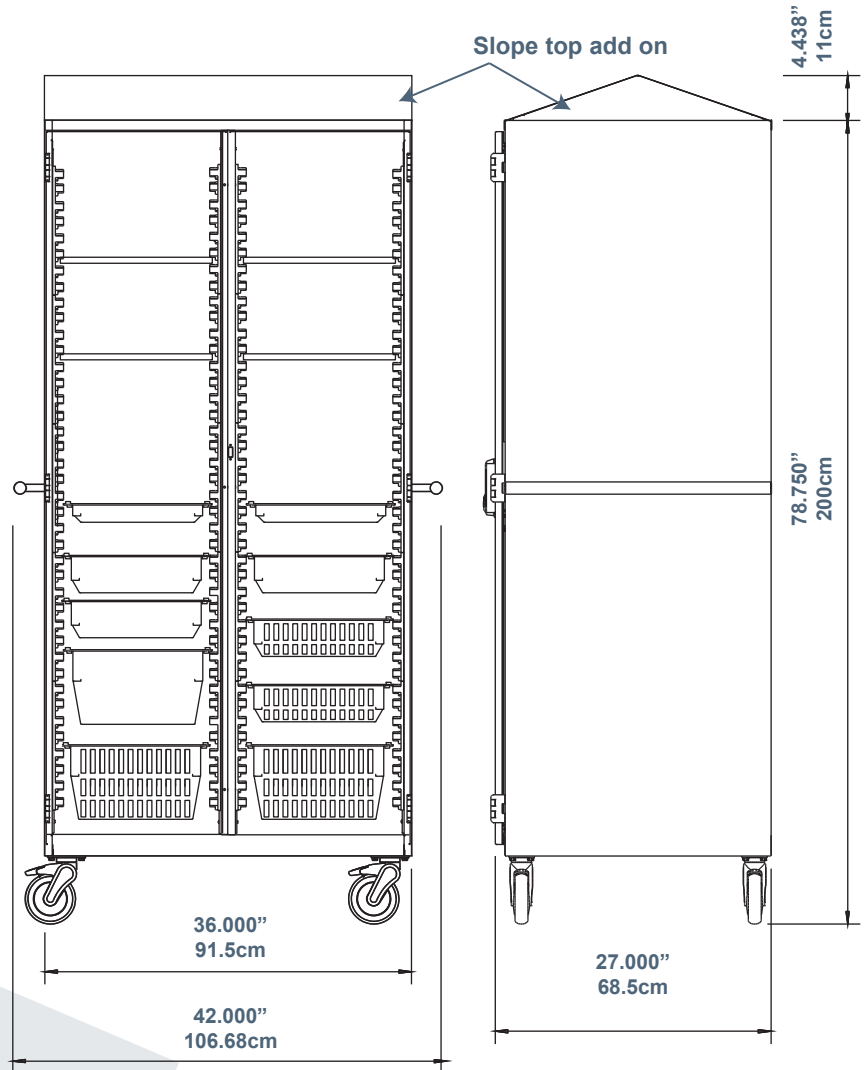
Basket 8" light gray MCT605 **2** QTY



Cath Rack MCT617 **0** QTY



Metal shelf 18" MCT618 **4** QTY



OPTIONS

Slope top MCT621 **0**



LOCK OPTION XX

- 01 DISCK LOCK, W/2 KEYS
- 02 KEYLESS ELECTRONIC KEYPAD
- 03 KEYLESS ELECTRONIC KEYPAD PROXIMITY CARD HID ACCESS
- 04 KEYLESS ELECTRONIC KEYPAD iCLASS HID ACCESS HIGH FREQ

PART#	QTY	DESCRIPTION
MCT606	6	MODUL-iT Divider - Light Gray 2" x 16"
MCT607	4	MODUL-iT Divider - Light Gray 2" x 24"
MCT610	20	MODUL-iT Divider - Light Gray 4" x 16"
MCT611	15	MODUL-iT Divider - Light Gray 4" x 24"
MCT612	6	MODUL-iT Divider - Light Gray 8" x 16"
MCT613	3	MODUL-iT Divider - Light Gray 8" x 24"
MCT614	20	Stop System
MCT615	10	Label Holder
MCT616	10	Card

KEWAUNEE®

EVERHUTCH

2700 W Front St, Statesville, NC 28677

Sales@EVERHUTCH.com