



STAT CART

MSC21AM

STANDARD 29"W

PRODUCT DESCRIPTION

This procedure cart was specifically designed for patients and caregivers in mind. Defining features promote infection control, adaptability and durability. **STATCART** standard sizes and options in drawers and trays were made to be compatible with existing procedure carts on the market today. This compatibility creates conformity and allows hospitals to easily upgrade their cart without the need to update protocols. **STATCART** is quickly adaptable to meet the demands of different departments with Paladin Healthcare efficient Equipment Management Rail System. Due to the adaptability of its components, this system allows customers to find the optimal solution to answer specific clinical needs. Available with multiple lock options including a key lock, electronic keypad and electronic keypad with proximity card reader. The locking system can also be set up to offer dual credential unlocking. The cart is easily maneuvered around on plate-mounted swivel and locking casters.

This high quality storage system is manufactured and sourced in the US and can withstand any demanding healthcare environment.

KEY BENEFITS

Maneuvers Easily

- 5" locking swivel casters
- 5" tracking caster

Supports Thorough Cleaning

- Integrated seams
- Smooth exposed surfaces
- Chemical-resistant powder coat
- Corner posts with less channels to clean
- Removable draws & trays
- Scratch resistant Acrylic ABS work surface with drip edge & smooth corners for easy cleaning

Security

- Key lock
- Electronic keypad
- Prox card reader (High & Low frequencies)
- Self-closing drawers

Adaptable To Your Workflow

- Configurable drawers of increments of 3", 6" and 9"
- Full-extension, soft closing drawers
- Interchangeable components with Paladin Healthcare Equipment Management Rail System

8 STATCART Configurations

- Available in four heights in standard and narrow widths



STATESVILLE, NC



STAT CART

MSC21AM

STANDARD 29"W

SPECIFICATIONS

Caster

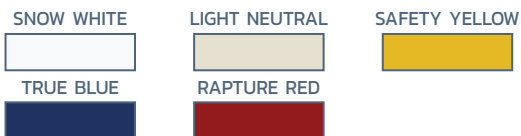
- 5" Swivel Locking Casters:
3 Total Lock & 1 Direction Lock
- 5" Caster Overall

Material

- Shell 18-Gauge Steel
- Drawers 20-Gauge Steel

Finish

- ABC Powder Coat

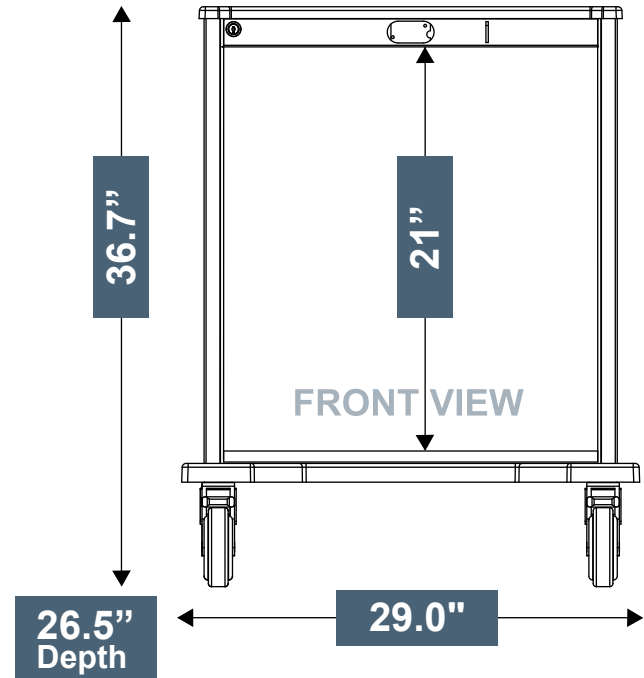


Drawer handles

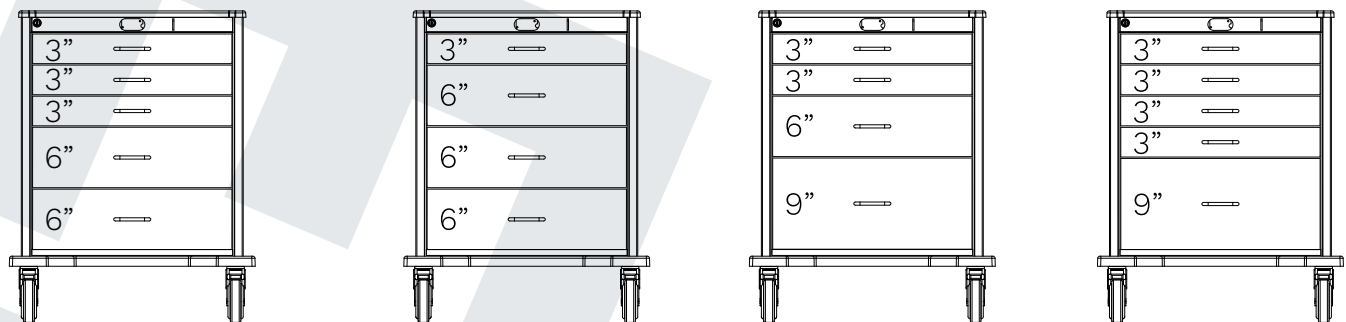
- Brushed Stainless Steel

Warranty

- Limited Life Time Warranty



DRAW CONFIGURATIONS



MSC21AM320

MSC21AM130

MSC21AM211

MSC21AM401

LOCK OPTIONS - XX

- 01 Manual Lock
- 05 Electronic Lock
- 08 Drawer lock
- 06 Keyless Electronic Keypad Proximity Card HID access
- 07 Keyless Electronic Keypad I-Class HID Access High Freq
- 09 Gang lock



STAT CART

MSC24AM

STANDARD 29"W

PRODUCT DESCRIPTION

This procedure cart was specifically designed for patients and caregivers in mind. Defining features promote infection control, adaptability and durability. **STATCART** standard sizes and options in drawers and trays were made to be compatible with existing procedure carts on the market today. This compatibility creates conformity and allows hospitals to easily upgrade their cart without the need to update protocols. **STATCART** is quickly adaptable to meet the demands of different departments with Paladin Healthcare efficient Equipment Management Rail System. Due to the adaptability of its components, this system allows customers to find the optimal solution to answer specific clinical needs. Available with multiple lock options including a key lock, electronic keypad and electronic keypad with proximity card reader. The locking system can also be set up to offer dual credential unlocking. The cart is easily maneuvered around on plate-mounted swivel and locking casters.

This high quality storage system is manufactured and sourced in the US and can withstand any demanding healthcare environment.

KEY BENEFITS

Maneuvers Easily

- 5" locking swivel casters
- 5" tracking caster

Supports Thorough Cleaning

- Integrated seams
- Smooth exposed surfaces
- Chemical-resistant powder coat
- Corner posts with less channels to clean
- Removable draws & trays
- Scratch resistant Acrylic ABS work surface with drip edge & smooth corners for easy cleaning

Security

- Key lock
- Electronic keypad
- Prox card reader (High & Low frequencies)
- Self-closing drawers

Adaptable To Your Workflow

- Configurable drawers of increments of 3", 6" and 9"
- Full-extension, soft closing drawers
- Interchangeable components with Paladin Healthcare Equipment Management Rail System

8 STATCART Configurations

- Available in four heights in standard and narrow widths



STATESVILLE, NC



STAT CART

MSC24AM

STANDARD 29"W

SPECIFICATIONS

Caster

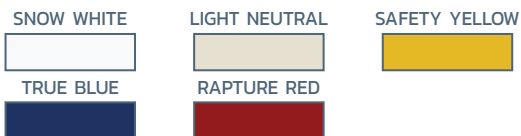
- 5" Swivel Locking Casters:
3 Total Lock & 1 Direction Lock
- 5" Caster Overall

Material

- Shell 18-Gauge Steel
- Drawers 20-Gauge Steel

Finish

- ABC Powder Coat

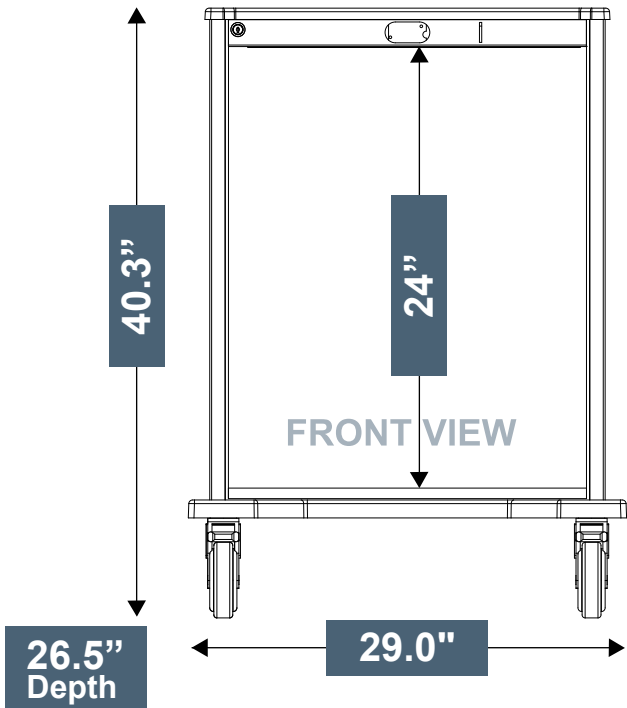


Drawer handles

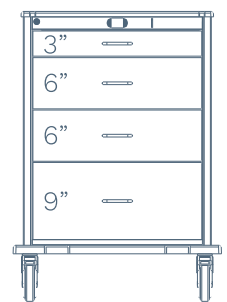
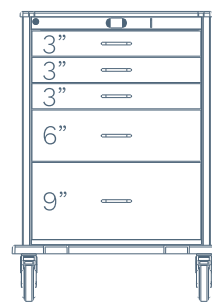
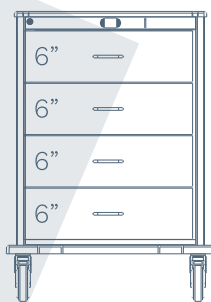
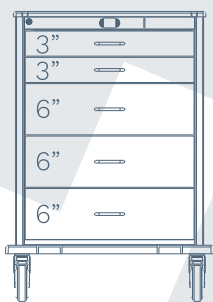
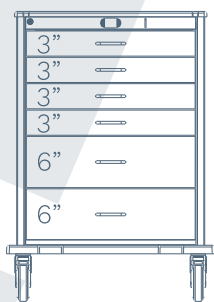
- Brushed Stainless Steel

Warranty

- Limited Life Time Warranty



DRAW CONFIGURATIONS



MSC24AM420

MSC24AM230

MSC24AM040

MSC24AM311

MSC24AM121

LOCK OPTIONS - XX

- 01 Manual Lock
- 05 Electronic Lock
- 08 Drawer lock
- 06 Keyless Electronic Keypad Proximity Card HID access
- 07 Keyless Electronic Keypad I-Class HID Access High Freq
- 09 Gang lock



STAT CART

MSC27AM

STANDARD 29"W

PRODUCT DESCRIPTION

This procedure cart was specifically designed for patients and caregivers in mind. Defining features promote infection control, adaptability and durability. **STATCART** standard sizes and options in drawers and trays were made to be compatible with existing procedure carts on the market today. This compatibility creates conformity and allows hospitals to easily upgrade their cart without the need to update protocols. **STATCART** is quickly adaptable to meet the demands of different departments with Paladin Healthcare efficient Equipment Management Rail System. Due to the adaptability of its components, this system allows customers to find the optimal solution to answer specific clinical needs. Available with multiple lock options including a key lock, electronic keypad and electronic keypad with proximity card reader. The locking system can also be set up to offer dual credential unlocking. The cart is easily maneuvered around on plate-mounted swivel and locking casters.

This high quality storage system is manufactured and sourced in the US and can withstand any demanding healthcare environment.

KEY BENEFITS

Maneuvers Easily

- 5" locking swivel casters
- 5" tracking caster

Supports Thorough Cleaning

- Integrated seams
- Smooth exposed surfaces
- Chemical-resistant powder coat
- Corner posts with less channels to clean
- Removable draws & trays
- Scratch resistant Acrylic ABS work surface with drip edge & smooth corners for easy cleaning

Security

- Key lock
- Electronic keypad
- Prox card reader (High & Low frequencies)
- Self-closing drawers

Adaptable To Your Workflow

- Configurable drawers of increments of 3", 6" and 9"
- Full-extension, soft closing drawers
- Interchangeable components with Paladin Healthcare Equipment Management Rail System

8 STATCART Configurations

- Available in four heights in standard and narrow widths



STATESVILLE, NC



STAT CART

MSC27AM

STANDARD 29"W

SPECIFICATIONS

Caster

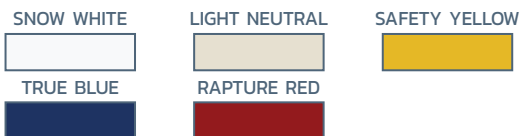
- 5" Swivel Locking Casters:
3 Total Lock & 1 Direction Lock
- 5" Caster Overall

Material

- Shell 18-Gauge Steel
- Drawers 20-Gauge Steel

Finish

- ABC Powder Coat

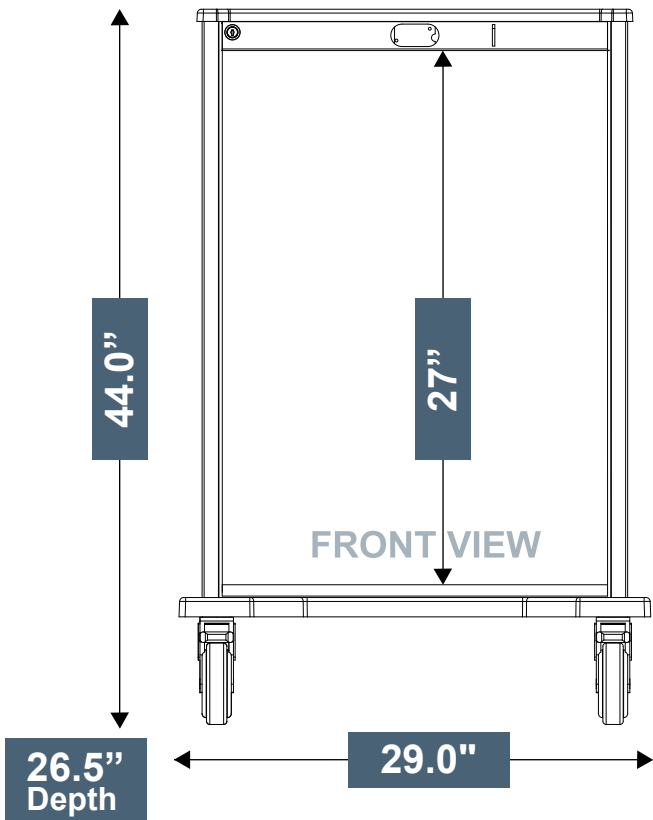


Drawer handles

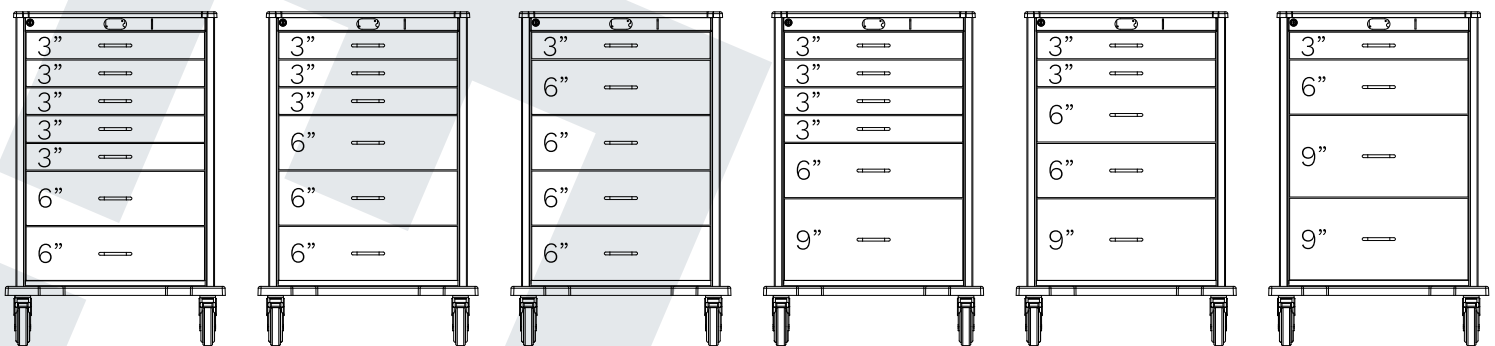
- Brushed Stainless Steel

Warranty

- Limited Life Time Warranty



DRAW CONFIGURATIONS



MSC27AM520

MSC27AM330

MSC27AM140

MSC27AM411

MSC27AM211

MSC27AM112

LOCK OPTIONS - XX

- 01 Manual Lock
- 05 Electronic Lock
- 08 Drawer lock
- 06 Keyless Electronic Keypad Proximity Card HID access
- 07 Keyless Electronic Keypad I-Class HID Access High Freq
- 09 Gang lock



STAT CART

MSC30AM

STANDARD 29"W

PRODUCT DESCRIPTION

This procedure cart was specifically designed for patients and caregivers in mind. Defining features promote infection control, adaptability and durability. **STATCART** standard sizes and options in drawers and trays were made to be compatible with existing procedure carts on the market today. This compatibility creates conformity and allows hospitals to easily upgrade their cart without the need to update protocols. **STATCART** is quickly adaptable to meet the demands of different departments with Paladin Healthcare efficient Equipment Management Rail System. Due to the adaptability of its components, this system allows customers to find the optimal solution to answer specific clinical needs. Available with multiple lock options including a key lock, electronic keypad and electronic keypad with proximity card reader. The locking system can also be set up to offer dual credential unlocking. The cart is easily maneuvered around on plate-mounted swivel and locking casters.

This high quality storage system is manufactured and sourced in the US and can withstand any demanding healthcare environment.

KEY BENEFITS

Maneuvers Easily

- 5" locking swivel casters
- 5" tracking caster

Supports Thorough Cleaning

- Integrated seams
- Smooth exposed surfaces
- Chemical-resistant powder coat
- Corner posts with less channels to clean
- Removable draws & trays
- Scratch resistant Acrylic ABS work surface with drip edge & smooth corners for easy cleaning

Security

- Key lock
- Electronic keypad
- Prox card reader (High & Low frequencies)
- Self-closing drawers

Adaptable To Your Workflow

- Configurable drawers of increments of 3", 6" and 9"
- Full-extension, soft closing drawers
- Interchangeable components with Paladin Healthcare Equipment Management Rail System

8 STATCART Configurations

- Available in four heights in standard and narrow widths



STATESVILLE, NC



EVERHUTCH

STAT CART

MSC30AM

STANDARD 29"W

SPECIFICATIONS

Caster

- 5" Swivel Locking Casters:
3 Total Lock & 1 Direction Lock
- 5" Caster Overall

Material

- Shell 18-Gauge Steel
- Drawers 20-Gauge Steel

Certifications

- Conforms to UL 60601

Finish

- ABC Powder Coat


SNOW WHITE



TRUE BLUE



LIGHT NEUTRAL



RAPTURE RED



SAFETY YELLOW

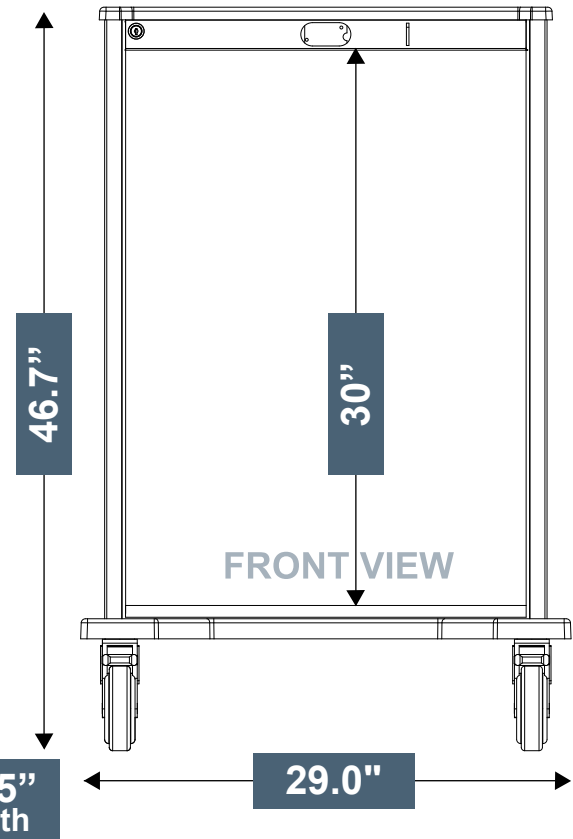


Drawer handles

- Brushed Stainless Steel

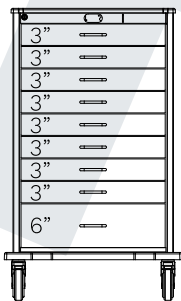
Warranty

- Limited Life Time Warranty

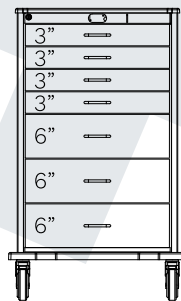


DRAW CONFIGURATIONS

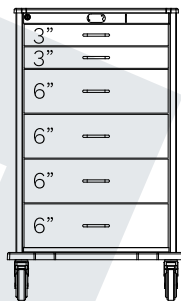
MSC30AM810



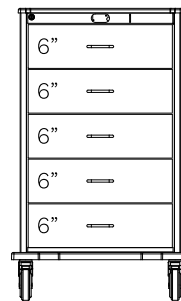
MSC30AM430



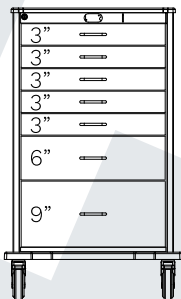
MSC30AM240



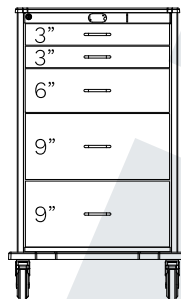
MSC30AM050



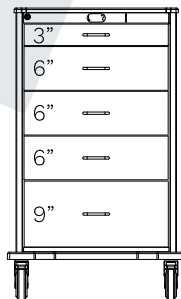
MSC30AM511



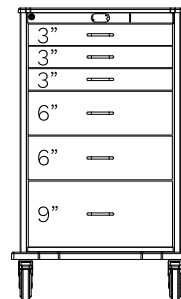
MSC30AM212



MSC30AM131



MSC30AM321



LOCK OPTIONS -XX

- 01 Manual Lock
- 05 Electronic Lock
- 06 Keyless Electronic Keypad Proximity Card HID access
- 07 Keyless Electronic Keypad I-Class HID Access High Freq
- 08 Drawer Lock
- 09 Gang Lock

KEWAUNEE®

EVERHUTCH

2700 W Front St, Statesville, NC 28677

Sales@**EVERHUTCH**.com



STAT CART

MSC21BM

NARROW 22.5"W

PRODUCT DESCRIPTION

This procedure cart was specifically designed for patients and caregivers in mind. Defining features promote infection control, adaptability and durability. **STATCART** standard sizes and options in drawers and trays were made to be compatible with existing procedure carts on the market today. This compatibility creates conformity and allows hospitals to easily upgrade their cart without the need to update protocols. **STATCART** is quickly adaptable to meet the demands of different departments with Paladin Healthcare efficient Equipment Management Rail System. Due to the adaptability of its components, this system allows customers to find the optimal solution to answer specific clinical needs. Available with multiple lock options including a key lock, electronic keypad and electronic keypad with proximity card reader. The locking system can also be set up to offer dual credential unlocking. The cart is easily maneuvered around on plate-mounted swivel and locking casters.

This high quality storage system is manufactured and sourced in the US and can withstand any demanding healthcare environment.

KEY BENEFITS

Maneuvers Easily

- 5" locking swivel casters
- 5" tracking caster

Supports Thorough Cleaning

- Integrated seams
- Smooth exposed surfaces
- Chemical-resistant powder coat
- Corner posts with less channels to clean
- Removable draws & trays
- Scratch resistant Acrylic ABS work surface with drip edge & smooth corners for easy cleaning

Security

- Key lock
- Electronic keypad
- Prox card reader (High & Low frequencies)
- Self-closing drawers

Adaptable To Your Workflow

- Configurable drawers of increments of 3", 6" and 9"
- Full-extension, soft closing drawers
- Interchangeable components with Paladin Healthcare Equipment Management Rail System

8 STATCART Configurations

- Available in four heights in standard and narrow widths



STATESVILLE, NC



STAT CART

MSC21BM

NARROW 22.5"W

SPECIFICATIONS

Caster

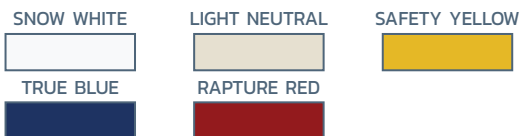
- 5" Swivel Locking Casters:
3 Total Lock & 1 Direction Lock
- 5" Caster Overall

Material

- Shell 18-Gauge Steel
- Drawers 20-Gauge Steel

Finish

- ABC Powder Coat

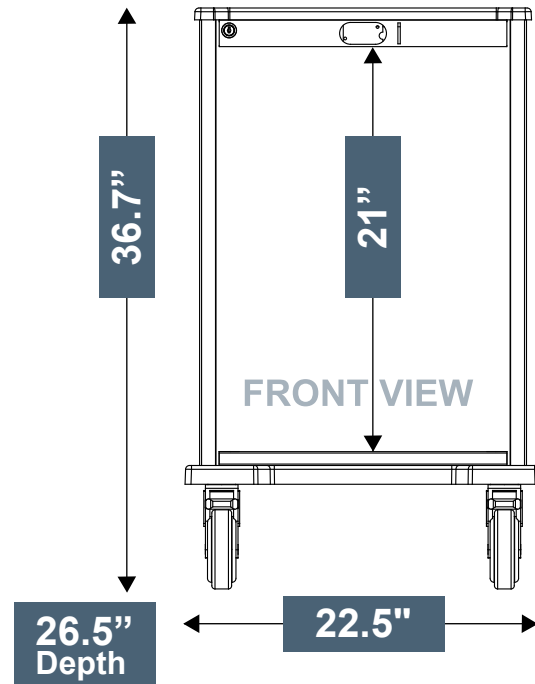


Drawer handles

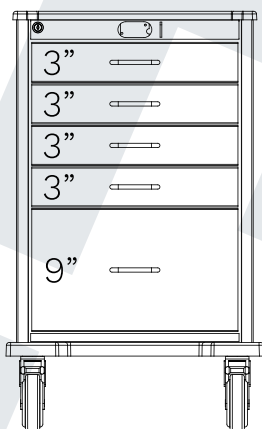
- Brushed Stainless Steel

Warranty

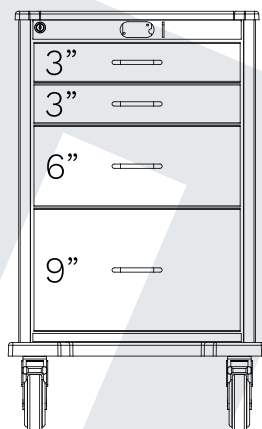
- Limited Life Time Warranty



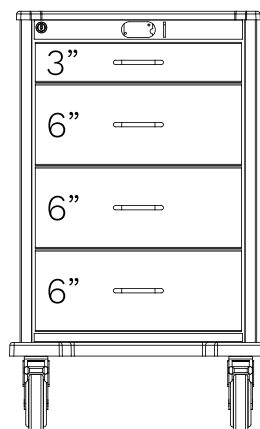
DRAW CONFIGURATIONS



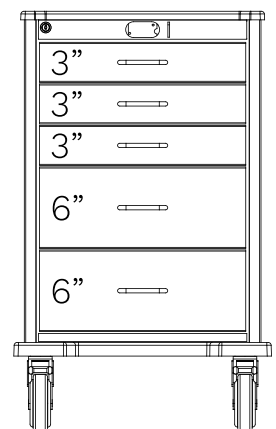
MSC21BM401



MSC21BM211



MSC21BM130



MSC21BM320

LOCK OPTIONS - XX

- 01 Manual Lock
- 05 Electronic Lock
- 08 Drawer lock
- 06 Keyless Electronic Keypad Proximity Card HID access
- 07 Keyless Electronic Keypad I-Class HID Access High Freq
- 09 Gang lock



STAT CART

MSC24BM

NARROW 22.5"W

PRODUCT DESCRIPTION

This procedure cart was specifically designed for patients and caregivers in mind. Defining features promote infection control, adaptability and durability. **STATCART** standard sizes and options in drawers and trays were made to be compatible with existing procedure carts on the market today. This compatibility creates conformity and allows hospitals to easily upgrade their cart without the need to update protocols. **STATCART** is quickly adaptable to meet the demands of different departments with Paladin Healthcare efficient Equipment Management Rail System. Due to the adaptability of its components, this system allows customers to find the optimal solution to answer specific clinical needs. Available with multiple lock options including a key lock, electronic keypad and electronic keypad with proximity card reader. The locking system can also be set up to offer dual credential unlocking. The cart is easily maneuvered around on plate-mounted swivel and locking casters.

This high quality storage system is manufactured and sourced in the US and can withstand any demanding healthcare environment.

KEY BENEFITS

Maneuvers Easily

- 5" locking swivel casters
- 5" tracking caster

Supports Thorough Cleaning

- Integrated seams
- Smooth exposed surfaces
- Chemical-resistant powder coat
- Corner posts with less channels to clean
- Removable draws & trays
- Scratch resistant Acrylic ABS work surface with drip edge & smooth corners for easy cleaning

Security

- Key lock
- Electronic keypad
- Prox card reader (High & Low frequencies)
- Self-closing drawers

Adaptable To Your Workflow

- Configurable drawers of increments of 3", 6" and 9"
- Full-extension, soft closing drawers
- Interchangeable components with Paladin Healthcare Equipment Management Rail System

8 STATCART Configurations

- Available in four heights in standard and narrow widths



STATESVILLE, NC



STAT CART

MSC24BM

NARROW 22.5"W

SPECIFICATIONS

Caster

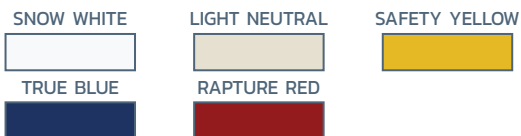
- 5" Swivel Locking Casters:
3 Total Lock & 1 Direction Lock
- 5" Caster Overall

Material

- Shell 18-Gauge Steel
- Drawers 20-Gauge Steel

Finish

- ABC Powder Coat

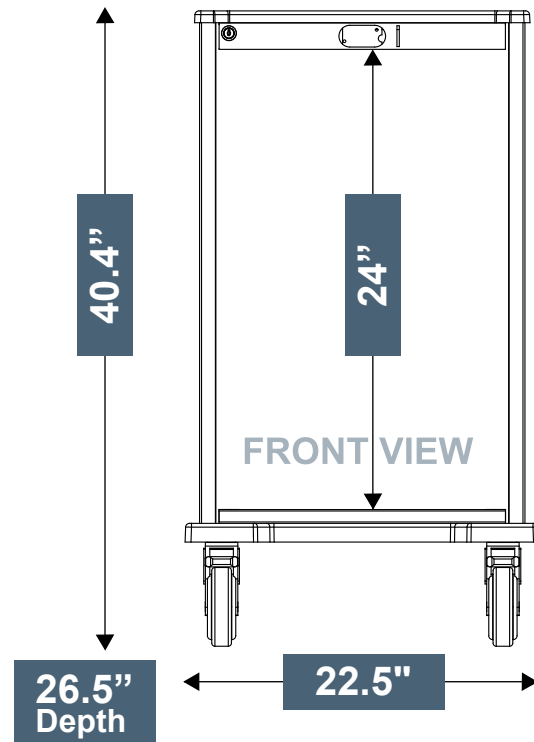


Drawer handles

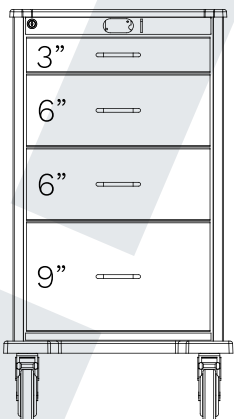
- Brushed Stainless Steel

Warranty

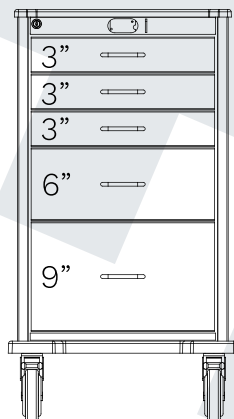
- Limited Life Time Warranty



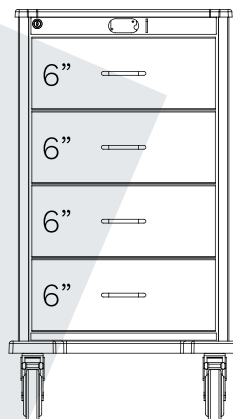
DRAW CONFIGURATIONS



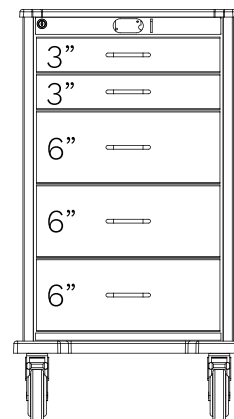
MSC24BM121



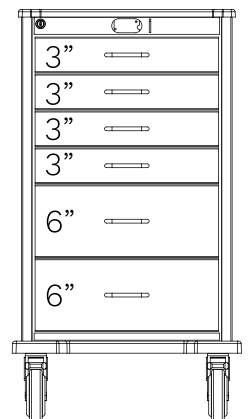
MSC24BM311



MSC24BM040



MSC24BM230



MSC24BM420

LOCK OPTIONS - XX

- 01 Manual Lock
- 05 Electronic Lock
- 08 Drawer lock
- 06 Keyless Electronic Keypad Proximity Card HID access
- 07 Keyless Electronic Keypad I-Class HID Access High Freq
- 09 Gang lock



STAT CART

MSC27BM

NARROW 22.5"W

PRODUCT DESCRIPTION

This procedure cart was specifically designed for patients and caregivers in mind. Defining features promote infection control, adaptability and durability. **STATCART** standard sizes and options in drawers and trays were made to be compatible with existing procedure carts on the market today. This compatibility creates conformity and allows hospitals to easily upgrade their cart without the need to update protocols. **STATCART** is quickly adaptable to meet the demands of different departments with Paladin Healthcare efficient Equipment Management Rail System. Due to the adaptability of its components, this system allows customers to find the optimal solution to answer specific clinical needs. Available with multiple lock options including a key lock, electronic keypad and electronic keypad with proximity card reader. The locking system can also be set up to offer dual credential unlocking. The cart is easily maneuvered around on plate-mounted swivel and locking casters.

This high quality storage system is manufactured and sourced in the US and can withstand any demanding healthcare environment.

KEY BENEFITS

Maneuvers Easily

- 5" locking swivel casters
- 5" tracking caster

Supports Thorough Cleaning

- Integrated seams
- Smooth exposed surfaces
- Chemical-resistant powder coat
- Corner posts with less channels to clean
- Removable draws & trays
- Scratch resistant Acrylic ABS work surface with drip edge & smooth corners for easy cleaning

Security

- Key lock
- Electronic keypad
- Prox card reader (High & Low frequencies)
- Self-closing drawers

Adaptable To Your Workflow

- Configurable drawers of increments of 3", 6" and 9"
- Full-extension, soft closing drawers
- Interchangeable components with Paladin Healthcare Equipment Management Rail System

8 STATCART Configurations

- Available in four heights in standard and narrow widths



STATESVILLE, NC



EVERHUTCH

STAT CART

MSC27BM

NARROW 22.5"W

SPECIFICATIONS

Caster

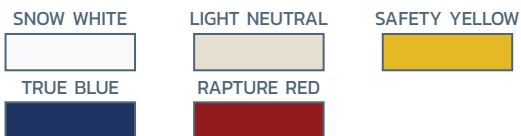
- 5" Swivel Locking Casters:
3 Total Lock & 1 Direction Lock
- 5" Caster Overall

Material

- Shell 18-Gauge Steel
- Drawers 20-Gauge Steel

Finish

- ABC Powder Coat

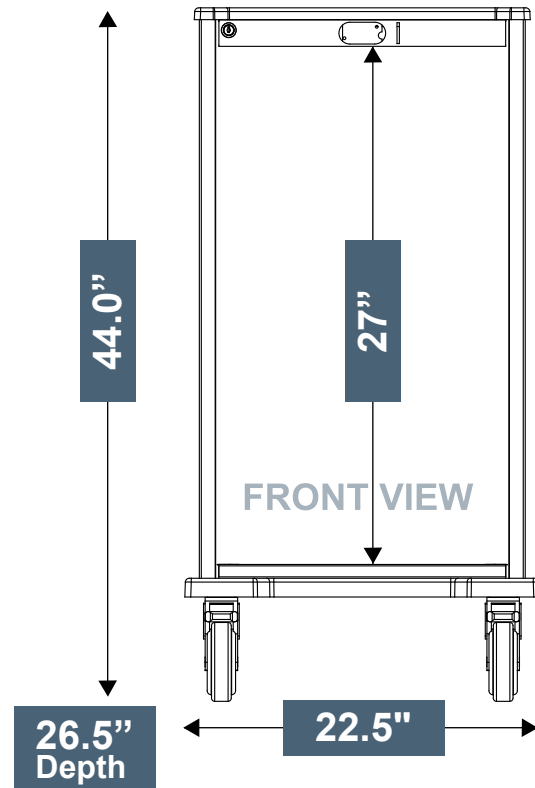


Drawer handles

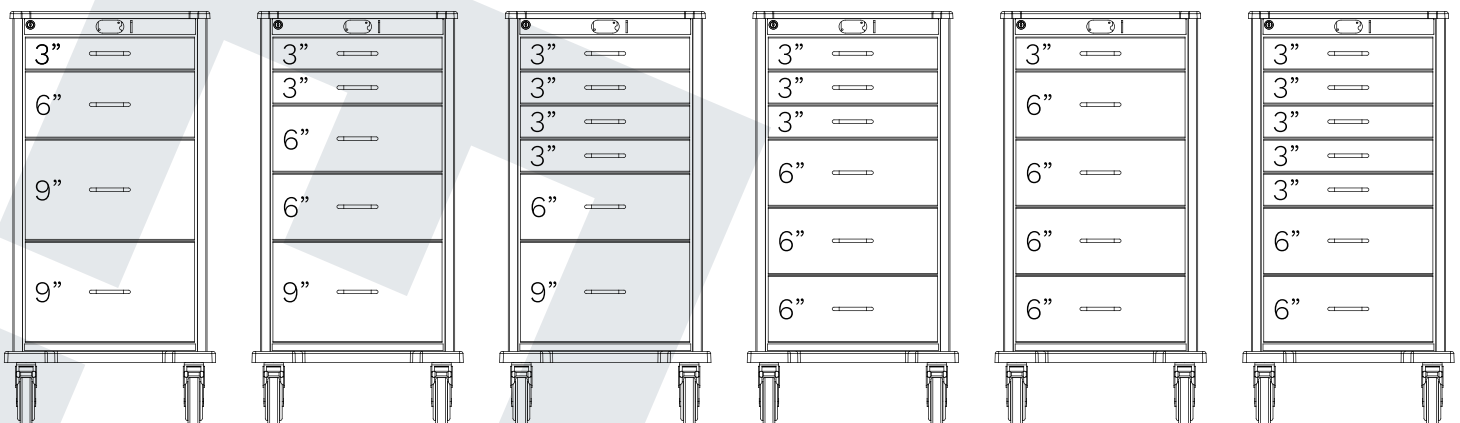
- Brushed Stainless Steel

Warranty

- Limited Life Time Warranty



DRAW CONFIGURATIONS



MSC27BM112

MSC27BM221

MSC27BM411

MSC27BM330

MSC27BM140

MSC27BM520

LOCK OPTIONS - XX

- 01 Manual Lock
- 05 Electronic Lock
- 08 Drawer lock
- 06 Keyless Electronic Keypad Proximity Card HID access
- 07 Keyless Electronic Keypad I-Class HID Access High Freq
- 09 Gang lock

KEWAUNEE®
EVERHUTCH

2700 W Front St, Statesville, NC 28677

Sales@**EVERHUTCH**.com



STAT CART

MSC30AM

STANDARD 29"W

PRODUCT DESCRIPTION

This procedure cart was specifically designed for patients and caregivers in mind. Defining features promote infection control, adaptability and durability. **STATCART** standard sizes and options in drawers and trays were made to be compatible with existing procedure carts on the market today. This compatibility creates conformity and allows hospitals to easily upgrade their cart without the need to update protocols. **STATCART** is quickly adaptable to meet the demands of different departments with Paladin Healthcare efficient Equipment Management Rail System. Due to the adaptability of its components, this system allows customers to find the optimal solution to answer specific clinical needs. Available with multiple lock options including a key lock, electronic keypad and electronic keypad with proximity card reader. The locking system can also be set up to offer dual credential unlocking. The cart is easily maneuvered around on plate-mounted swivel and locking casters.

This high quality storage system is manufactured and sourced in the US and can withstand any demanding healthcare environment.

KEY BENEFITS

Maneuvers Easily

- 5" locking swivel casters
- 5" tracking caster

Supports Thorough Cleaning

- Integrated seams
- Smooth exposed surfaces
- Chemical-resistant powder coat
- Corner posts with less channels to clean
- Removable draws & trays
- Scratch resistant Acrylic ABS work surface with drip edge & smooth corners for easy cleaning

Security

- Key lock
- Electronic keypad
- Prox card reader (High & Low frequencies)
- Self-closing drawers

Adaptable To Your Workflow

- Configurable drawers of increments of 3", 6" and 9"
- Full-extension, soft closing drawers
- Interchangeable components with Paladin Healthcare Equipment Management Rail System

8 STATCART Configurations

- Available in four heights in standard and narrow widths



STATESVILLE, NC



STAT CART

MSC30BM

NARROW 22.5"W

PRODUCT DESCRIPTION

This procedure cart was specifically designed for patients and caregivers in mind. Defining features promote infection control, adaptability and durability. **STATCART** standard sizes and options in drawers and trays were made to be compatible with existing procedure carts on the market today. This compatibility creates conformity and allows hospitals to easily upgrade their cart without the need to update protocols. **STATCART** is quickly adaptable to meet the demands of different departments with Paladin Healthcare efficient Equipment Management Rail System. Due to the adaptability of its components, this system allows customers to find the optimal solution to answer specific clinical needs. Available with multiple lock options including a key lock, electronic keypad and electronic keypad with proximity card reader. The locking system can also be set up to offer dual credential unlocking. The cart is easily maneuvered around on plate-mounted swivel and locking casters.

This high quality storage system is manufactured and sourced in the US and can withstand any demanding healthcare environment.

KEY BENEFITS

Maneuvers Easily

- 5" locking swivel casters
- 5" tracking caster

Supports Thorough Cleaning

- Integrated seams
- Smooth exposed surfaces
- Chemical-resistant powder coat
- Corner posts with less channels to clean
- Removable draws & trays
- Scratch resistant Acrylic ABS work surface with drip edge & smooth corners for easy cleaning

Security

- Key lock
- Electronic keypad
- Prox card reader (High & Low frequencies)
- Self-closing drawers

Adaptable To Your Workflow

- Configurable drawers of increments of 3", 6" and 9"
- Full-extension, soft closing drawers
- Interchangeable components with Paladin Healthcare Equipment Management Rail System

8 STATCART Configurations

- Available in four heights in standard and narrow widths



STATESVILLE, NC



STAT CART

MSC30BM

NARROW 22.5"W

SPECIFICATIONS

Caster

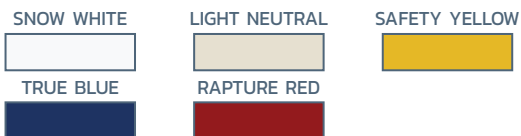
- 5" Swivel Locking Casters:
3 Total Lock & 1 Direction Lock
- 5" Caster Overall

Material

- Shell 18-Gauge Steel
- Drawers 20-Gauge Steel

Finish

- ABC Powder Coat

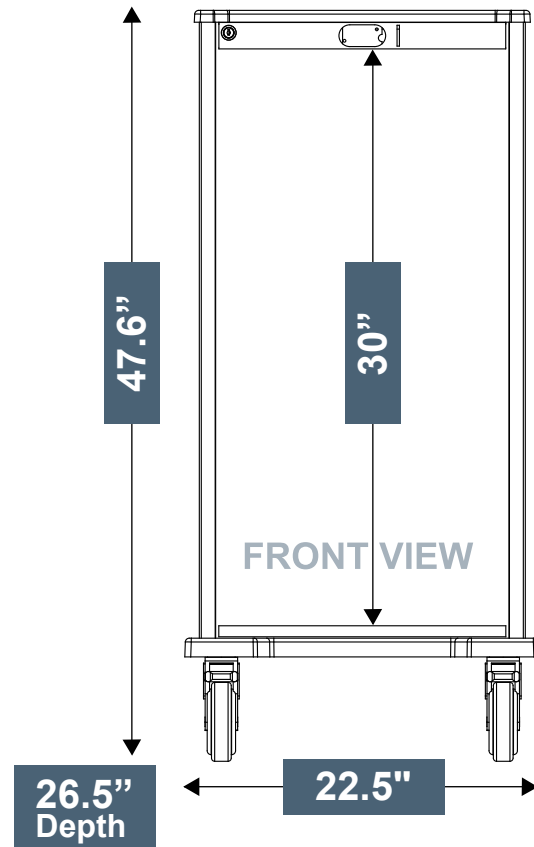


Drawer handles

- Brushed Stainless Steel

Warranty

- Limited Life Time Warranty



DRAW CONFIGURATIONS

MSC30BM131	MSC30BM321	MSC30BM511	MSC30BM212
MSC30BM050	MSC30BM240	MSC30BM430	MSC30BM810

LOCK OPTIONS -XX

- 01 Manual Lock
- 05 Electronic Lock
- 06 Keyless Electronic Keypad Proximity Card HID access
- 07 Keyless Electronic Keypad I-Class HID Access High Freq
- 08 Drawer Lock
- 09 Gang Lock